

1 Violet Class Timetable Week 10

Monday 30th March

Morning

9am Learning Begins (5 minutes)

Good morning. Visit www.starfall.com and access the calendar. Listen to the days of the week and complete the date. If you don't have internet access, ask an adult for a calendar and look at today's date.

Word Sorts (Approximately 40 minutes)

Go to Google Classroom. Click on Classwork and go to the Word Sort Folder. Read your words from your word sort. If you have a printer, print these words out and cut them out. If you don't have a printer, create your own word cards. Make sure you copy the words correctly. Keep these words for the next two weeks. Place them into an envelope or plastic bag to keep safe. Read the word sort rules that are in your Word Sort Folder on Google Classroom. Sort your words according to the rule. Beware– you might find oddballs. Oddballs are words that don't fit the rule.

Sentence-a-day (Approximately 15 minutes)

Use the words 'who', 'where' and 'when' to ask questions. Use the BBQ scene picture located in your Sentence-a-day folder on Google Classroom as inspiration to write questions about. Write your three questions in a book or post them onto Google Classroom. Remember to use the punctuation you need to use at the end of a sentence when asking questions.

Fruit break/Brain Break/Tri-reading (Approximately 15 minutes)

Visit go noodle GoNoodle: Home for a brain break or go play outside. Visit storyline online <https://www.storylineonline.net/> to hear a book being read to you. If you can't access the internet, ask someone at home to read you a story. Have a piece of fruit.

Writing (Approximately 45 minutes)

Write a recount about something you have done in the past. Ensure your verbs are in the past tense. Remember to use the words who, where, when, what and why to begin your writing. Remember to use time connectives such as First, Then, Next, Finally to order your recount. Write this in your book. Read your work and make edits where necessary. If you are unsure how to spell words, ask someone at home/school or access an online dictionary.

| | |
|---------------|---|
| Break | 11:00-11:30: Make sure you have recess and play (no screens) |
| Middle | <p>11:30 Learning Begins Tri reading (Approximately 10-15 minutes) Listen to an adult read you a story or listen to a story online https://www.storylineonline.net/</p> <p>Maths Daily number sense (10 minutes) Practice counting by 2's. You might like to sing along to these songs: Counting by 2's to 30 Counting by 2's to 100</p> <p>Problem of the day (Approximately 5-10 minutes) Even numbers are numbers than can be split into two numbers that are the same. For example, 2 can be split into 1 and 1 as we know $1+1=2$. So, 2 is an even number. 4 can also be split into 2 and 2 ($2+2 = 4$). 4 is also an even number. Do you think all the 2's numbers are even numbers? Why? Why not? Explain your reasons to a family member or friend.</p> <p>Measuring and recording capacity (Approximately 60 minutes) The capacity of a container is how much a container can hold. We often use it when measuring liquids like water, milk and juice. Watch the video: Introduction to capacity. Find three empty containers, the capacities of which you can measure. These could be pots, buckets, plastic containers, lunchboxes, bowls, jugs, vases etc. Now, think about the unit of measurement you will use to measure the capacity of these containers.</p> <ul style="list-style-type: none"> ● Would a teaspoon be too small to measure a bucket? ● Would a cup work better? ● Would a bucket be too big to measure a lunchbox? ● Would more teaspoons full of water be needed to measure the capacity of a lunchbox than cups full of water? <p>Choose one unit of measurement (which you think is appropriate. In this context, 'appropriate' means the unit of measurement which works best. Explain your choice of unit to someone at home/school. .</p> <p>Fill your unit of measurement with water. Count how many filled units it takes it to fill the container. Make sure you fill your unit of measurement to the top as well.</p> <p>Record the capacity of the container using words, numbers and/or drawings. For example, the bucket holds 32 cups of water.</p> <p>You might like to upload photos of your measuring experiments.</p> |
| Break | 1:00-1:45: Lunch. Make sure you have lunch and play outside (no screens) |

Afternoon

11:30 Learning Begins

Tri Reading (5-10 minutes)

Listen to an adult read you a story or listen to a story online <https://www.storylineonline.net/>


Topic Talks (Approximately 5 minutes)

Record your topic talk and upload to our Google Classroom in our stream. Students might like to give 2 stars or a wish. Remember to keep feedback respectful. If you do not have internet access, complete your topic talk to someone at home/school. Ask someone to give you feedback in the form of 2 stars and a wish. Explain this process to the adult or friend listening to your topic talk. Submit it as an attachment to the Week 10 assignment or upload it to our Google Classroom.

History (Approximately 60 minutes)

Compare your own family now to the picture below using a mind map. You can print the picture in **source 1** or just write about the picture on a piece of paper or in a book and take a photo to send through. Describe how **the family in source 1** and **your own family now** are different using historical and descriptive language e.g. old, past, present, a long time ago, now, then, recent. It might look something like the mind map below.

Comparing Families from the past and the present



Source 1 – Couple with seven children in front of their cottage with bark roof, Hill End, 1871-1875

Good afternoon. Well done!



1 Violet Class Timetable Week 10

Tuesday 31st March

Morning

9am Learning Begins (5 minutes)

Good morning. Visit www.starfall.com and access the calendar. Listen to the days of the week and complete the date. If you don't have internet access, ask an adult for a calendar and look at today's date.

Maths

Daily number sense (Approximately 10 minutes)

Practice counting by 5's. You might like to sing along to these songs:

[Counting by 5's to 50](#)

[Counting by 5's to 100](#)

Can you see a pattern when counting fives? 5,10,15,20,25... Tell someone about the pattern you see.

Problem of the day (Approximately 5 minutes)

What number is 5 more than 40? What number is 5 less? How do you know?

Comparing capacity (Approximately 40 minutes)

- Do you think tall containers **always** hold more than short containers?
- Do wide containers **always** hold more than narrow containers?
- Do you think two containers can have different shapes but the same capacity?

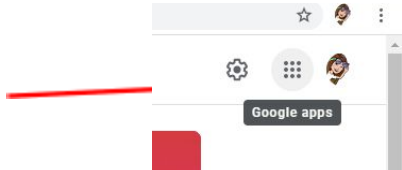
Discuss your reasons with a family member or friend.

Watch the video: [Comparing capacities](#)

Find three empty containers (different to ones you used on Monday). Measure and record the capacity of each container using an appropriate unit of measurement.

- Which container holds the most?
- Which container holds the least?
- What is the **difference** in capacity between the container that holds the most and the container that holds the least?
- How did you find the difference between capacities? (Remember when we are finding the 'difference' we subtract the smaller number from the larger number).
- Can you write a number sentence for this? (e.g. $15 - 10 = 5$)

Post photos of your containers, their volumes and your number sentence.

| | |
|---------------|--|
| | <p>Fruit break/Brain Break/Tri-reading (Approximately 15 minutes) Visit go noodle GoNoodle: Home for a brain break or go play outside. Visit storyline online https://www.storylineonline.net/ to hear a book being read to you. If you can't access the internet, ask someone at home to read you a story. Have a piece of fruit.</p> <p>Computers with Miss Lin (Approximately 45 minutes) See Miss Lin's assignment.</p> |
| Break | 11:00-11:30: Make sure you have recess and play (no screens) |
| Middle | <p>11:30 Learning Begins</p> <p>Tri reading (Approximately 10-15 minutes) Listen to an adult read you a story or listen to a story online https://www.storylineonline.net/</p> <p>Sentence-a-day (Approximately 15 minutes) Click the link to listen to a song 6 Questions Fun Reading & Writing Comprehension Strategy For Kids Jack Hartmann. Use the words 'who', 'where' and 'when' to ask questions. Use the Birthday party scene picture located in your Sentence-a-day folder on Google Classroom as inspiration to write questions about. Write your three questions in a book or post them onto Google Classroom. Remember to use the punctuation you need to use at the end of a sentence when asking questions.</p> <p>Writing (25 minutes) Yesterday you were working on writing a recount. Continue to work on this recount. If you are finished, use the recount checking guide that is located on your Google Classroom in the writing folder. Begin to type this as a google doc. To locate your google docs, click on your google apps and then select google docs. Start a blank document and type your recount into this document.</p> <p>How to access google docs,</p>  |

| | |
|-------------------------|---|
| | <p>Reading (40 minutes) Using the sunshine online readers https://www.sunshineonline.com.au/ Choose a book at your reading level. If you don't know your reading level, check under the Classwork tab. It will be in a post under the Reading Levels heading. The username and password to access sunshine online is the same. It is rydalmer. Choose either 1, 2 or 3, depending on your reading level number. Choose a story at your level and read the story. After the story is finished, complete the activities. Post to our stream in Google Classroom the name of the book you read. If you would like to tell us about the story you can add that information in your post.</p> |
| <p>Break</p> | <p>1:00-1:45: Lunch. Make sure you have lunch and play outside (no screens)</p> |
| <p>Afternoon</p> | <p>1:45 Learning Begins Tri reading (5-10 minutes) Listen to an adult read you a story or listen to a story online https://www.storylineonline.net/</p> <p>Topic Talks (Approximately 5 minutes) Record your topic talk and upload to our Google Classroom in our stream. Students might like to give 2 stars or a wish. Remember to keep feedback respectful. If you do not have internet access, complete your topic talk to someone at home/school. Ask someone to give you feedback in the form of 2 stars and a wish. Explain this process to the adult or friend listening to your topic talk. Submit it as an attachment to the Week 10 assignment or upload it to our Google Classroom.</p> <p>Visual Arts- Drawing (Approximately 40 minutes) You are doing a directed drawing of an easter bunny. Click the link to watch the directions. Remember you can pause it and rewatch it as many times as you need. Have a few practise turns and when you have mastered the skill, upload and share your drawing with everyone. https://www.youtube.com/watch?v=aau6xZglu1A.</p> <p>If you don't have internet access, see if you can find a picture of an easter bunny or copy the picture below and try your best to copy it. Colour it in.</p> |

How To Draw The Cutest Easter Bunny



Play on TV



4:08 / 4:48

Scroll for details



Good afternoon!

1 Violet Class Timetable Week 10

Wednesday 1st April

| | |
|----------------|---|
| Morning | <p>9am Learning Begins (5 minutes) Good morning. Visit www.starfall.com and access the calendar. Listen to the days of the week and complete the date. If you don't have internet access, ask an adult for a calendar and look at today's date.</p> <p>Sentence-a-day (Approximately 15 minutes) Use the words 'who', 'where' and 'when' to ask questions. Use the Breakfast scene picture located in your Sentence-a-day folder on Google Classroom as inspiration to write questions about. Write your three questions in a book or post them onto Google Classroom. Remember to use the punctuation you need to use at the end of a sentence when asking questions.</p> <p>Reading (40 minutes) Using the sunshine online readers https://www.sunshineonline.com.au/ Choose a book at your reading level. If you don't know your reading level, check under the Classwork tab. It will be in a post under the Reading Levels heading. The username and password to access sunshine online is the same. It is rydalmer. Choose either 1, 2 or 3, depending on your reading level number. Choose a story at your level and read the story. After the story is finished, complete the activities. Post to our stream in Google Classroom the name of the book you read. If you would like to tell us about the story you can add that information in your post.</p> <p>Fruit break/Brain Break/Tri-reading (Approximately 15 minutes) Listen to an adult read you a story or listen to a story online https://www.storylineonline.net/</p> |
| Break | 11:00-11:30: Make sure you have recess and play (no screens) |
| Middle | <p>11:30 Learning Begins Tri reading (5-10 minutes) Listen to an adult read you a story or listen to a story online https://www.storylineonline.net/</p> <p>Maths Daily number sense (Approximately 10 minutes) Play the game Skip counting by 10.</p> |

Play the game [Number Bubble Skip Counting](#). Play a game using 10's. Pop the correct bubble above the right treasure chest.

- What pattern do you notice when counting by 10's?
- How many tens are 20, 30, 40?

Problem of the day (Approximately 5-10 minutes)

100, 90, 80, 70...

- Can you continue the pattern?
- Are the numbers getting larger or smaller?
- If you counted on from these numbers using this pattern, would you be counting forwards or backwards on a number line?

Year 1 – Estimating capacity (Approximately 60 minutes)

Find two empty containers that look different to each other but you that **estimate** will hold the same or similar amounts. An **estimate** is a reasonable guess of a number or amount.

- How did you estimate they would hold about the same?
- What things helped you make your estimate?
- How could you quickly compare the capacity of each container?

Fill one container and empty it into the other container.

- Do the containers have the same or different capacities?
- How do you know?

Now, estimate how many each of unit of measurement will be needed to fill one of the containers. For example: "I estimate the bucket will hold 24 cups of water". Ask a family member or friend how many units they estimate will be needed to fill the container.

- Whose estimate was correct?
- Did you get different estimates? If yes, why?

Now measure the capacity of each container to see if your original estimate (that the two containers had the same or similar capacities) was correct.

More about capacity

If you have finished all of your Maths work, you might like to watch this funny video: [Which container holds more magic rocks?](#)

Break

1:00-1:45: Lunch. Make sure you have lunch and play outside (no screens)

| | |
|------------------|--|
| Afternoon | <p>1:45 Learning Begins Tri reading (5-10 minutes) Listen to an adult read you a story or listen to a story online https://www.storylineonline.net/</p> <p>Topic Talks (Approximately 5 minutes) Record your topic talk and upload to our Google Classroom in our stream. Students might like to give 2 stars or a wish. Remember to keep feedback respectful. If you do not have internet access, complete your topic talk to someone at home/school. Ask someone to give you feedback in the form of 2 stars and a wish. Explain this process to the adult or friend listening to your topic talk. Submit it as an attachment to the Week 10 assignment or upload it to our Google Classroom.</p> <p>Science (60 minutes) See Miss Lin's assignment.</p> <p style="text-align: center;"><i>Good afternoon!</i></p> |
|------------------|--|

1 Violet Class Timetable Week 10

Thursday 2nd April

Morning

9am Learning Begins (5 minutes)

Good morning. Visit www.starfall.com and access the calendar. Listen to the days of the week and complete the date. If you don't have internet access, ask an adult for a calendar and look at today's date.

Sentence-a-day (Approximately 15 minutes)

Use the words 'who', 'where' and 'when' to ask questions. Use the Cafe scene picture located in your Sentence-a-day folder on Google Classroom as inspiration to write questions about. Write your three questions in a book or post them onto Google Classroom. Remember to use the punctuation you need to use at the end of a sentence when asking questions.

Word Sorts (Approximately 20 minutes)

Sort your word sorts into groups. Explain to someone at home/school why you have sorted your words this way. Have an adult check them. If you like, upload a photo of how you sorted your words to Google Classroom.

Fruit break/Brain Break/Tri-reading (Approximately 15 minutes)

Listen to an adult read you a story or listen to a story online

<httpS://www.freechildrenstories.com/>

History (55 minutes)

Copy and paste the link below into your web browser and watch the interview, if it does not work, open up the transcript of the *interview Looking Back* attached and read it or have an adult read it with you.

https://schoolsequella.det.nsw.edu.au/file/1e321aee-682c-467f-a3b6-59ad89ad859f/1/14160.zip/family/looking_back.html

Answer the questions below using complete sentences in a book or on paper, take a photo and post it to the google classroom.

- 1) What was different about the man's family when he was a child to your own family now?
- 2) What is something that is the same or similar about his childhood to your own?
- 3) How did the man celebrate with his family when he was a child?
- 4) What do you celebrate with your family? How do you celebrate this event?

Draw a picture of your family celebration and label it.

| | |
|---------------|--|
| Break | 11:00-11:30: Make sure you have recess and play (no screens) |
| Middle | <p>11:30 Learning Begins Tri reading (5-10 minutes) Listen to an adult read you a story or listen to a story online https://www.storylineonline.net/</p> <p>Maths Daily number sense (Approximately 10 minutes) 20 objects can be put into two groups of ten or ten groups of two. These are equal groups. Find sixteen of the same object (e.g. pencils, spoons, toys). Place them into equal groups.</p> <ul style="list-style-type: none"> ● How many groups do you have? ● How many in each group? ● How many different combinations can you make? <p>Problem of the day (Approximately 10 minutes) A pizza oven can cook 6 pizzas in an hour. How many pizzas could 3 pizza ovens cook?</p> <p>Measuring volume and recording (Approximately 40 minutes) Today we are looking at volume. Volume is the amount of space a 3D object takes up. Filling a container with water using a unit of measurement tells us the capacity of the container. It also tells us the volume of the water. For example, the water filling a container with a capacity of 5 cups would have a volume of 5 cups.</p> <p>Find a small rectangular box.</p> <ul style="list-style-type: none"> ● What are some ways you could measure the volume of this box? ● Would filling the box with marbles be a good way to measure its volume? Why? Why not? ● Would cubes (blocks) be a useful unit of measurement? ● How would you pack the cubes? ● Should there be gaps? Why? Why not? <p>Watch this video about finding the volume of a pile of boxes: Maths City - Volume. Look at how the boxes are stacked in layers with no gaps.</p> <p>If you have blocks or cubes at home (for example, building blocks, Lego blocks) try stacking them inside your box to measure its volume. Make sure your blocks are the same size and there are no gaps.</p> <p>Use the cubes in Making 3D objects in Toy Theatre to make an object that has a volume of 10 cubes.</p> |

| | |
|------------------|---|
| | <ul style="list-style-type: none"> • Can you make objects that have volumes of 10 cubes but different shapes? <p>If you play Minecraft, try making different objects that each have a volume of 20 blocks.</p> |
| Break | 1:00-1:45: Lunch. Make sure you have lunch and play outside (no screens) |
| Afternoon | <p>1:45 Learning Begins Tri reading (5-10 minutes) Listen to an adult read you a story or listen to a story online https://www.storylineonline.net/</p> <p>Topic Talks (Approximately 5 minutes) Record your topic talk and upload to our Google Classroom in our stream. Students might like to give 2 stars or a wish. Remember to keep feedback respectful. If you do not have internet access, complete your topic talk to someone at home/school. Ask someone to give you feedback in the form of 2 stars and a wish. Explain this process to the adult or friend listening to your topic talk. Submit it as an attachment to the Week 10 assignment or upload it to our Google Classroom.</p> <p>2:00 Sport (45 minutes) See the list of warm ups under the Sports heading in the Classwork tab if you are not sure how to do any of them. You will need a balloon or a ball if one is not available. These exercises can be done on your own or with a parent/sibling who would like to join in.</p> <p>Warm up Activities:- 10 star jumps, 10 high knees, 10 bear crawls forward and back, mountain climbers and 10 squats, repeat for the time allowed. See the Sport</p> <p>Main Game:- Balloon Volleyball or Balloon Toss https://activeforlife.com/activity/balloon-volleyball_40/ Blow up a balloon and try not to let the balloon touch the ground. Toss the balloon high above your head or across to a partner and don't let it touch the ground!! Try using your feet to keep the balloon off the ground or pass to a partner or a wall. How long can you last?</p> <p>Cool Down:- Take 5 deep breaths and reach to the sky, stretch down to your toes and repeat, touch the sky and touch your toes and feel the stretch behind your legs. Move your arms in circles slowly and take turns to stretch them across the front of your body. Alternatively you could try a cooldown with meditation using the cosmic yoga site below. https://www.youtube.com/watch?v=obzFP6eEGAg.</p> <p style="text-align: center;"><i>Good afternoon!</i></p> |

1 Violet Class Timetable Week 10

Friday 3rd April

Morning

9am Learning Begins (5 minutes)

Good morning. Visit www.starfall.com and access the calendar. Listen to the days of the week and complete the date. If you don't have internet access, ask an adult for a calendar and look at today's date.

Handwriting (Approximately 15 minutes)

We are learning the stick letter 't'. Watch the following link to assist how to write a 't' <https://www.youtube.com/watch?v=1yI9p--gEIU> Practise forming the letter t on a whiteboard, chalk board, or chalk outside on the concrete or on paper. Practise writing the following words that begin with t- ten, table, top, touch, television.

Sport (Approximately 60 minutes)



Fundamental Movement Skill Focus- The hop


Hopping is a springing action that involves taking off from one foot and landing on that same foot. It involves dynamic balance, with the non-hopping side adding counterbalance and force to assist with the continuous forwards and upwards movement. Hopping is a component of many other fundamental skills, (e.g. in skipping and kicking for distance, in sports like athletics (component of triple jump) and in dance activities).

Go to the Sport Folder and watch the video about 'the hop'. Practise hopping on the spot. Can you hop from one place to another? Eg from the back door to your fence. Can you hop left to right? Can you hop and catch a ball at the same time? Can you hop on the spot, forwards/backwards/sideways and turn in the air? Can you make a quarter turn/half turn/full turn while hopping? As you hop can you do it quietly/noisily/quickly/slowly? Can you hop over ropes, into hoops, around objects? Play a game of hopscotch. If you would like instructions on how to play this game, go to the Sports Folder and click on hopscotch.

Fruit break/Brain Break/Tri-reading (Approximately 15 minutes)

Visit go noodle GoNoodle: Home for a brain break or go play outside. Visit storyline online <https://www.storylineonline.net/> to hear a book being read to you. If you can't access the internet, ask someone at home to read you a story. Have a piece of fruit.

| | |
|---------------|---|
| | <p>Word Sorts (Approximately 15-30 minutes) Go to the Word Sorts Folder in Google Classroom in the Classwork tab. Locate the file called Word Sort Games. Choose an activity to do with your word sorts today.</p> <p>Sentence-a-day (Approximately 15 minutes) Use the words 'who', 'where' and 'when' to ask questions. Write three questions in a book or post them onto Google Classroom. Remember to use the punctuation you need to use at the end of a sentence when asking questions. You can write questions about anything today.</p> |
| Break | 11:00-11:30: Make sure you have recess and play (no screens) |
| Middle | <p>11:30 Learning Begins</p> <p>Tri reading (5-10 minutes) Listen to an adult read you a story or listen to a story online https://www.storylineonline.net/</p> <p>Daily number sense (Approximately 10 minutes) Watch the video Skip Count by 2: https://www.mathsisfun.com/numbers/skip-counting.html Practice skip-counting a group of objects by 2's.</p> <p>Problem of the day (Approximately 5-10 minutes) If each French fry container holds 10 French fries, how many French fries are there in total below? Can you think of a strategy to quickly count them all?</p> <div style="text-align: center;">   </div> <p>Estimating volume (Approximately 60 minutes) Find a rectangular object. Estimate its volume. For example, "I estimate the box will have a volume of 16 blocks".</p> <ul style="list-style-type: none"> • What things helped you make your estimate? • What strategy did you use? <p>Measure its volume using blocks / cubes. Record both your estimate and final measurement. For example, "I estimated the box's volume would be 16 blocks. It has a</p> |

| | |
|------------------|--|
| | <p>volume of 24 blocks”. You might like to draw or take a photo of your measurement experiment.</p> <p>Play the game Cubirocks Go!. Can you correctly estimate the volume of each shape using the different blocks (red, green and blue)?</p> |
| Break | 1:00-1:45: Lunch. Make sure you have lunch and play outside (no screens) |
| Afternoon | <p>1:45 Learning Begins Tri reading (5-10 minutes) Listen to an adult read you a story or listen to a story online https://www.storylineonline.net/</p> <p>Topic Talks (Approximately 5 minutes) Record your topic talk and upload it to our Google Classroom stream. If you do not have access, complete your topic talk to someone at home/school.</p> <p>Writing (20 minutes) Continue to type up your recount on google docs that you were doing on Tuesday. If you have completed it, go onto typing https://www.typing.com/student/login and use your firstname.lastname@education.nsw.gov.au to log in.</p> <p>Free time (30 minutes) You can have some free time. Why not draw, build or do craft. Upload a picture of something you like to do in your free time and post on our google classroom stream why you enjoy doing the activity you have chosen for free time.</p> <p style="text-align: center;"><i>Congratulations, you have completed a whole week of online learning. Enjoy the weekend:)</i></p>  |