

### **3/4Blush Class Timetable WEEK 2**

- 1- Remember to try and follow the timetable as if you are in class doing the lessons in order. Be kind to yourselves and do the best you can!**
- 2- Google Docs will automatically save any work you put into a document for you to come back to later. Only Submit when you have edited your work and asked a partner or adult to check it.**
- 3- Please write a little note at the bottom of your page/picture if an adult has had to correct only a few mistakes/ if you needed a lot of help OR completed it on your own. Remember: A GREAT LEARNER WILL CHOOSE TO LEARN FROM THEIR MISTAKES. :)**

### **Monday**

#### **Word Sorts (Approximately 20 mins)**

Step 1: Find your group in the Groups Sheet if you have forgotten.

Step 2: Watch the YouTube clip attached to your groups activity sheet again for a refresher lesson.

Step 3: Complete 1-2 word sort games of your choice. (Choose a game from the Word Sort Game board)

Step 4: Submit a picture of your activity or complete your activity on Google Docs and submit it into Classwork- Word Sorts. Labelled with the date.

Pink	Blue	Green	Purple	Yellow
Yusuf Kelcey Vida Sophia Chris Mannya Cameron Hanin	Kate Josh	Jed Matthew	Ella Jasnoor Sam Tobias Anabella Ayla Nakita	Razvan William Michael Geordie Aliesha Antonio

#### **YELLOW GROUP**

This fortnight you will be sorting the vc and vcc words that end with -ing. You will be working on identifying if the word changes when adding ing or stays the same.

#### **BLUE GROUP**

This fortnight you are sorting your word sorts into groups that have the 'i' sound and groups that have the 'u' sound. E.g. dig is in the 'i' group and bug is in the 'u' group.

Here is a clip to explain the sort! <https://www.youtube.com/watch?v=h7YeQtmAbxw>

#### **GREEN GROUP**

This fortnight you will be sorting unaccented final syllables (words that end with en, on, ain, in and make the 'n' sound). You will be sorting words the sound the same but are spelt in different ways. You will need to sort words according to their end sound. Practise remembering what each ending looks like so you can apply it when spelling new words. Here is a clip to explain it before you start sorting! <https://www.youtube.com/watch?v=UwCLPPI7pCU>

#### **PINK GROUP**

This fortnight you will be sorting unaccented final syllables (le, el, il, al). You will be sorting words which end with the l sound but have different spelling. Here is a clip to explain it before you start sorting! <https://www.youtube.com/watch?v=N6JebC8x2c0>

#### **PURPLE GROUP**

This fortnight you will be sorting long vowel and short vowel sounds. You will be sorting words which have the short o and long o sound. You will identify the bossy e and double vowels in the middle of a word that make the short and long o sound. These will help you identify spelling patterns within words. Here is a clip to explain it before you start sorting! <https://www.youtube.com/watch?v=IR-GW-rfHLM>

### Sentence a Day (Approximately 15 mins)

Step 1: Look at the sentence a day timetable for year 3 or year 4.

Step 2: Read the focus for the week and discuss what it means with a partner/family member.

Step 3: Look at the sentence task for the day.


Step 4: Write your sentence. Once written, edit your work and make sure you have used the correct punctuation.

Step 5: Submit your sentence into Classwork-Sentence a Day using a Google Doc or Submit a Picture for Mrs Dube to check at the end of the week. **Remember to date your work.**

### Year 3 FOCUS: Questioning

Students write a question to get more information about a picture each day.

**For example- Is there a princess living in the castle?**



### Year 4 FOCUS: Compound sentences

Compound sentences can be made by joining two simple sentences with the word **'because'**.

For example: The boy hurt himself. He was running on the concrete.

The boy hurt himself **because** he was running on the concrete.

Mum was happy  
because

Calvin was given a  
prize because

We started to run  
because

I am a good writer  
because

We quickly helped  
Dad get the  
washing in  
because

**Have a break! Read a book, have some fruit and do some physical activity!**

### Technology (Approximately 60mins)

Go to Miss Lin's link to our computer lesson in the Classwork- SCIENCE & TECHNOLOGY folder.

### RECESS- FREE TIME & SNACK

### Reading (Approximately 30mins)

#### Middle

Step 1: Read a part of your novel or a text from Sunshine Online or Wushka. (Logins have been emailed for Wushka)

Step 2: Complete the following questions to practise your questioning skills.

- Choose a character from the story. Write 3 questions you would ask them to learn more about them? (Remember to use speech marks “ ”)
- What are three questions you could ask the author?
- Answer the following questions.
- Who is in your story?
- Where is the story taking place?
- What is the problem in the story?

How did the problem get solved?



Step 3: Submit your answers to **Classwork- Reading Folder. Remember to date your work.**

**Grammar (Approximately 15mins)**

Mrs Jennings Grammar Task!

**BTN**

Step 1: Watch <https://www.abc.net.au/btn/classroom/20190219-ep2-btn/10807128>

Step 2: Write about articles that you found interesting and facts you've learnt into Classwork- BTN or post a picture of your paper.

Step 3: Post your responses onto Classwork- BTN.

**LUNCH TIME - FREE TIME & LUNCH**

**Afternoon**

**Maths**

**YEAR 3**

**STEP 1: Complete Data lesson 1 in Google Classroom- Classwork- Maths Yr 3.**

**STEP 2: ANSWER THE QUESTIONS ON A PIECE OF PAPER OR GOOGLE DOCS JUST LIKE WE WOULD IN OUR MATHS BOOKS. E.G. WRITE THE QUESTION AND SHOW THE WORKING OUT.**

**STEP 4: Submit a picture of your work or your Google Doc into Classwork- Year 3 Maths.**

**YEAR 4**

**STEP 1: STEP 1: Complete Data lesson 1 in Google Classroom- Classwork- Maths Yr 4.**

**STEP 2: ANSWER THE QUESTIONS ON A PIECE OF PAPER OR GOOGLE DOCS JUST LIKE WE WOULD IN OUR MATHS BOOKS. E.G. WRITE THE QUESTION AND SHOW THE WORKING OUT.**

**STEP 4: Submit a picture of your work or your Google Doc into Classwork- Year 4 Maths.**

## 3/4Blush Class Timetable

Tuesday

### MORNING

#### Writing (Approximately 45 mins) PERSUASIVE WRITING

This term we are learning to identify, understand and create persuasive written texts in many ways.

Watch: <https://www.youtube.com/watch?v=hD9arWXlddM>

Our learning goal for this lesson is to use descriptive language as a persuasive tool. (This means to use describing words to make someone interested in your message)

I want you to imagine that there is a new student who has joined 3/4Blush. They don't know anything about Rydalmere Public School!

Your job- think of a place in the school which you think is special and why. What makes it special to you?

Step 1- Write down your answers to the following discussion questions- Where is this special place in the school? What the space is used for? Why is it special to you?

Step 2- Now look back at your sentences. Did you use any descriptive words when writing about your special place? **E.g.** The library is filled with **interesting** books. Or The garden is **peaceful** and **relaxing**.

Step 3: Underline any descriptive words you used.

Step 4: Now have a go at editing your work. Re-write your sentences about the special place but add better descriptive words. You can use a thesaurus to find other ways of saying simple describing words.

**Once edited and completed check your work and submit it into Google Classwork- Writing.**

**Remember to date your work.**

**Have a break! Read a book and have some fruit! Put some music on and dance!**

**PDH (Approximately 45mins)**

**Identifying emotions**

**Lesson Focus: Identifying emotions and how to respond to scenarios.**

Step 1: Read through lesson sheet.

Step 2: Complete discussions and tasks.

Step 3: Write your responses onto the sheet or a piece of paper.

Step 4: Submit your work into Classwork- Health.

**RECESS- FREE TIME & SNACK**

**Middle**

**YEAR 3**

**STEP 1: Complete Data lesson 2 in Google Classroom- Classwork- Maths Yr 3.**

**STEP 2: ANSWER THE QUESTIONS ON A PIECE OF PAPER OR GOOGLE DOCS JUST LIKE WE WOULD IN OUR MATHS BOOKS. E.G. WRITE THE QUESTION AND SHOW THE WORKING OUT.**

**STEP 4: Submit a picture of your work or your Google Doc into Classwork- Year 3 Maths.**

**YEAR 4**

**STEP 1: STEP 1: Complete Data lesson 2 in Google Classroom- Classwork- Maths Yr 4.**

**STEP 2: ANSWER THE QUESTIONS ON A PIECE OF PAPER OR GOOGLE DOCS JUST LIKE WE WOULD IN OUR MATHS BOOKS. E.G. WRITE THE QUESTION AND SHOW THE WORKING OUT.**

**STEP 4: Submit a picture of your work or your Google Doc into Classwork- Year 4 Maths.**

**LUNCH TIME! FREE TIME & EAT YOUR LUNCH**

**Afternoon**

**Read a book for 10 mins**

## GEOGRAPHY

This term we are learning Geography! We will be exploring Places- similar and different.

STEP 1: Look at the front cover of the book Are We There Yet.

By looking at the picture and titles- discuss with a partner what is happening?

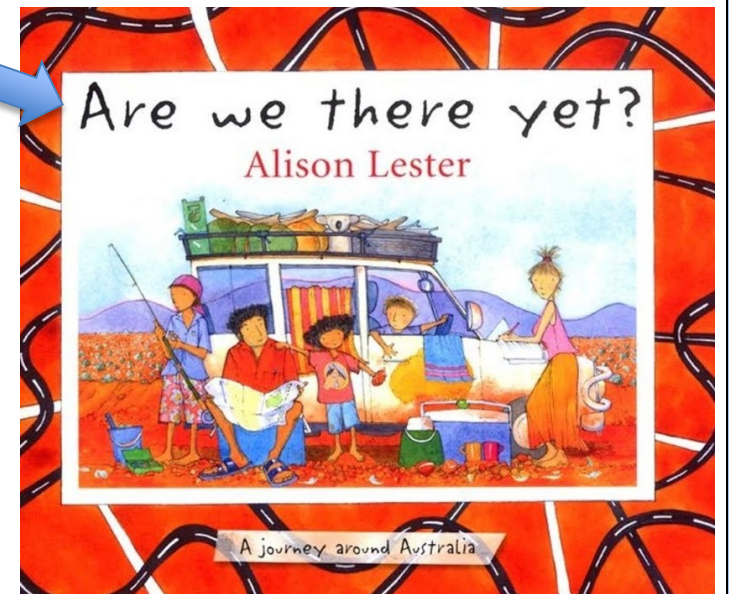
Where might the family be going? What may make you think that the journey is an extended one?

Step 2: We are going to read Are We There Yet by Alison Lester. I would like you to focus on the locations that the family go to throughout their holiday. <https://www.youtube.com/watch?v=KW-SAG1tdhg>

Step 3: Using the Map provided, book and the internet. Draw a car at each point to plot where the family have travelled. Upload a photo or complete it on a Google Docs to submit into Google Classwork- Geography. \*You may need a partner or adult to help you search the locations to match and plot onto your Map.

Now for a trip of our own! A virtual excursion! Use this link to travel to the Northern Territory and visit Uluru!

<https://storyspheres.com/uluru/> HAVE FUN!



## 3/4Blush Class Timetable Week 11

### Wednesday

#### Morning

#### Sentence a Day (Approximately 15 mins)

Step 1: Look at the sentence a day timetable for year 3 or year 4.

Step 2: Read the focus for the week and discuss what it means with a partner/family member.

Step 3: Look at the sentence task for the day.


Step 4: Write your sentence. Once written, edit your work and make sure you have used the correct punctuation.

Step 5: Submit your sentence into Classwork- Sentence a Day using a Google Doc or Submit a Picture for Mrs Dube to check at the end of the week. **Remember to date your work.**

#### Year 3 FOCUS: Questioning

Students write a question to get more information about a picture each day.

**For example- Is there a princess living in the castle?**



#### Year 4 FOCUS: Compound sentences

Compound sentences can be made by joining two simple sentences with the word **'because'**.

For example: The boy hurt himself. He was running on the concrete.

The boy hurt himself **because** he was running on the concrete.

Mum was  
happy  
because

Calvin was given a  
prize because

We started to run  
because

I am a good writer  
because

We quickly helped  
Dad get the  
washing in  
because

#### Word Sorts (Approximately 20 mins)

Step 1: Find your group in the Groups Sheet if you have forgotten.

Step 2: Watch the YouTube clip attached to your groups activity sheet again for a refresher lesson.

Step 3: Complete 1-2 word sort games of your choice. (Choose a game from the Word Sort Game board)

Step 4: Submit a picture of your activity or complete your activity on Google Docs and submit it into Classwork- Word Sorts. Labelled with the date.

### Reading (Approximately 30mins)

Step 1: Read a part of your novel or a text from Sunshine Online or Wushka. (Logins have been emailed for Wushka)

Step 2: Complete the following questions to practise your questioning skills.

- Choose a character from the story. Write 3 questions you would ask them to learn more about them? (Remember to use speech marks “ ”)
- What are three questions you could ask the author?
- Answer the following questions.
- Who is in your story?
- Where is the story taking place?
- What is the problem in the story?

How did the problem get solved?

Step 3: Submit your answers to **Classwork- Reading Folder**. Remember to date your work.



### DANCE

#### ALL STUDENTS CAN FOLLOW THE HIP HOP DANCE MOVES IN GOOGLE CLASSROOM- CLASSWORK- HIP HOP

Step 1: Find the link to the dances in Classwork- HipHop or [https://drive.google.com/file/d/15w07\\_xGBUv2tE\\_MwvUhHgAa5bALvkr9S/view](https://drive.google.com/file/d/15w07_xGBUv2tE_MwvUhHgAa5bALvkr9S/view)

[https://drive.google.com/file/d/1EW8OxJcvcl4\\_hZMkUCU46lmDoyCTqQsQ/view](https://drive.google.com/file/d/1EW8OxJcvcl4_hZMkUCU46lmDoyCTqQsQ/view)

Step 2: Dance!

Post a photo or video of your new moves and post it onto Google Classroom. :)

### RECESS- FREE TIME & SNACK

### Middle

#### Science & Technology (Approximately 60mins)

Go to Miss Lin's link to our Science lesson on Google Classroom- Classwork- Science & Technology folder.

### LIBRARY TIME!

FIND YOUR FAVOURITE BOOK AND READ! Enjoy a book in a quiet spot and let your imagination run wild. :)

### Break- FREE TIME & LUNCH

### Afternoon



**Maths (Approximately 40mins)**

**STEP 1: Complete Data lesson 3 in Google Classroom- Classwork- Maths Yr 3.**

**STEP 2: ANSWER THE QUESTIONS ON A PIECE OF PAPER OR GOOGLE DOCS JUST LIKE WE WOULD IN OUR MATHS BOOKS. E.G. WRITE THE QUESTION AND SHOW THE WORKING OUT.**

**STEP 4: Submit a picture of your work or your Google Doc into Classwork- Year 3 Maths.**

**STEP 1: Complete Data lesson 3 in Google Classroom- Classwork- Maths Yr 4.**

**STEP 2: ANSWER THE QUESTIONS ON A PIECE OF PAPER OR GOOGLE DOCS JUST LIKE WE WOULD IN OUR MATHS BOOKS. E.G. WRITE THE QUESTION AND SHOW THE WORKING OUT.**

**STEP 4: Submit a picture of your work or your Google Doc into Classwork- Year 4 Maths.**

## 3/4Blush Class Timetable Week 10

### Thursday

#### Morning

#### Sentence a Day (Approximately 15 mins)

Step 1: Look at the sentence a day timetable for year 3 or year 4.

Step 2: Read the focus for the week and discuss what it means with a partner/family member.

Step 3: Look at the sentence task for the day.

Step 4: Write your sentence. Once written, edit your work and make sure you have used the correct punctuation.

Step 5: Submit your sentence into Classwork-Sentence a Day using a Google Doc or Submit a Picture for Mrs Dube to check at the end of the week.

**Remember to date your work.**

Year 3 FOCUS: Questioning  
Students write a question to get more information about a picture each day.  
**For example- Is there a princess living in the castle?**



Year 4 FOCUS: Compound sentences  
Compound sentences can be made by joining two simple sentences with the word '**because**'.  
For example: The boy hurt himself. He was running on the concrete.  
The boy hurt himself **because** he was running on the concrete.

Mum was happy  
because

Calvin was given a  
prize because

We started to run  
because

I am a good writer  
because

We quickly helped  
Dad get the  
washing in  
because

#### Writing (Approximately 45 mins)

#### PERSUASIVE WRITING

Our learning goal for this lesson is to use descriptive language as a persuasive tool. (This means to use describing words to make someone interested in your message)

In our last lesson we used descriptive language to tell a new student about amazing areas of our school! This lesson is going to challenge your use of descriptive language. (Strong adjectives to make your statement opinion convincing!) You are to create your own Persuasive Poster about why your school is the best school! Use pictures (drawn or online) and sentences to make people convinced Rydalmere PS is the best. Underline all of the strong adjectives you have used! You want to catch the readers attention so make it as bright, clear and interesting as you can! You may use paper, Google Docs, Word.

Goal: use strong descriptive words to support reasons as to why your school is the best.

You have today and tomorrow's writing lesson to work on your poster.

**Once edited and completed check your work and submit it into Google Classwork- Writing.**

**Remember to date your work.**

## Maths

**STEP 1: Complete Data lesson 4 in Google Classroom- Classwork- Maths Yr 3.**

**STEP 2: ANSWER THE QUESTIONS ON A PIECE OF PAPER OR GOOGLE DOCS JUST LIKE WE WOULD IN OUR MATHS BOOKS. E.G. WRITE THE QUESTION AND SHOW THE WORKING OUT.**

STEP 4: Submit a picture of your work or your Google Doc into Classwork- Year 3 Maths.

**STEP 1: Complete Data lesson 4 in Google Classroom- Classwork- Maths Yr 4.**

**STEP 2: ANSWER THE QUESTIONS ON A PIECE OF PAPER OR GOOGLE DOCS JUST LIKE WE WOULD IN OUR MATHS BOOKS. E.G. WRITE THE QUESTION AND SHOW THE WORKING OUT.**

STEP 4: Submit a picture of your work or your Google Doc into Classwork- Year 4 Maths.

**Read a book and have some fruit!**

**Break- FREE TIME & SNACK**

## Middle

### TEXT STUDY (Approximately 40mins)

This term we are going to focus on reading and comprehension strategies as well as understanding texts.

Our first skill is predicting:

Step 1: Predict what type of book this may be?

Step 2: Predict what the text might be about by looking at the cover. Write your prediction.

Step 3: What images do you see? What does the boat do? Who is on the boat? Where do you think it is going?

Who is the person on the cover and what is he doing?

What do you think the book might be about? Does the boat look safe?


Have you ever been on a boat? What was it like? Did you enjoy it? Discuss different boating experiences.

Step 4: The book's title is The Little Refugee. Research and explore what a refugee is and write what you learn in your own words.

Watch this BTN episode for more information: <http://www.abc.net.au/btn/story/s3230871.htm>

Website: <https://www.unrefugees.org/refugee-facts/what-is-a-refugee/>

Submit your work into Google Classroom- Classwork- Reading.



**CAPA- ART/MUSIC/DRAMA/DANCE**

**Online:**

**USE YOUR FAST REFLEXES AND BODY AWARENESS TO COPY THESE MOVES!**

**FOLLOW THE INSTRUCTIONS AND BE QUICK TO BECOME THE**

**BEST NINJA!** <https://publish.viostream.com/play/w9i3zgn4fmx5k>

Post a video or photo onto Google Classroom- Classwork- Creative Arts

**Offline:**

Choose a favourite song and start dancing!

Face a partner and create your own dance move. Your partner has to mirror your moves after you. Take turns to be the mirror. Have fun!

**LUNCH TIME! FREE TIME & LUNCH**

**Afternoon**

**Read a book for 10 mins**

**FITNESS**

**Offline**

**Daily Fitness Challenge:**

**Time yourself to see how many jumping jacks you can do in 1 minute. Record your effort and challenge a partner.**

**Fitness Challenge: See how long you can last completing the following. Time yourself and challenge someone in your house.**

**Arms straight: Stand shoulder width apart with hold arms straight out. Bend at the knees like a squat. Hold this position for as long as possible without letting arms bend.**

**Arm circles: Students stand shoulder width apart with arms straight out. On go, students will make little arm circles rotating their arms.**

**Balloon tennis:**

**Find a small space and inflate a balloon. See how many times you can hit the balloon to yourself. Challenge? Only one hand, one eye, one leg, clap once? Play for at least 5 minutes.**

**Online:**

Follow the following clips to get your heart rate going!

**Warm Up:**

<https://www.youtube.com/watch?v=RM4b-w66wpk>

**Activity:**

<https://www.youtube.com/watch?v=hsfheb5UwdE>

**Cool Down:**

**Lay flat on your back and rest for 1 minute. Close your eyes while taking deep breaths in and out.**

Go for a bike ride/walk with your family.

### 3/4Blush Class Timetable Week 10

## FRIDAY

### Morning

#### Sentence a Day (Approximately 15 mins)

Step 1: Look at the sentence a day timetable for year 3 or year 4.

Step 2: Read the focus for the week and discuss what it means with a partner/family member.

Step 3: Look at the sentence task for the day.

Step 4: Write your sentence. Once written, edit your work and make sure you have used the correct punctuation.

Step 5: Submit your sentence into Classwork-Sentence a Day using a Google Doc or Submit a Picture for Mrs Dube to check at the end of the week. **Remember to date your work.**

#### Year 3 FOCUS: Questioning

Students write a question to get more information about a picture each day.

**For example- Is there a princess living in the castle?**



#### Year 4 FOCUS: Compound sentences

Compound sentences can be made by joining two simple sentences with the word '**because**'.

For example: The boy hurt himself. He was running on the concrete.

The boy hurt himself **because** he was running on the concrete.

Mum was happy  
because

Calvin was given a  
prize because

We started to run  
because

I am a good writer  
because

We quickly helped  
Dad get the  
washing in  
because

## Writing (Approximately 45 mins)

### PERSUASIVE WRITING

Our learning goal for this lesson is to use descriptive language as a persuasive tool. (This means to use describing words to make someone interested in your message)

In our last lesson we used descriptive language to tell a new student about amazing areas of our school! This lesson is going to challenge your use of descriptive language. (Strong adjectives to make your statement opinion convincing!) You are to create your own Persuasive Poster about why your school is the best school! Use pictures (drawn or online) and sentences to make people convinced Rydamere PS is the best. Underline all of the strong adjectives you have used! You want to catch the readers attention so make it as bright, clear and interesting as you can! You may use paper, Google Docs, Word.

Goal: use strong descriptive words to support reasons as to why your school is the best.

You have today and tomorrow's writing lesson to work on your poster.

**Once edited and completed check your work and submit it into Google Classwork- Writing.**

**Remember to date your work.**

### Break- FREE TIME & SNACK

### Middle

## Maths (Approximately 40mins)

**STEP 1: Complete Data lesson 5 in Google Classroom- Classwork- Maths Yr 3.**

**STEP 2: ANSWER THE QUESTIONS ON A PIECE OF PAPER OR GOOGLE DOCS JUST LIKE WE WOULD IN OUR MATHS BOOKS. E.G. WRITE THE QUESTION AND SHOW THE WORKING OUT.**

**STEP 4: Submit a picture of your work or your Google Doc into Classwork- Year 3 Maths.**

**STEP 1: Complete Data lesson 5 in Google Classroom- Classwork- Maths Yr 4.**

**STEP 2: ANSWER THE QUESTIONS ON A PIECE OF PAPER OR GOOGLE DOCS JUST LIKE WE WOULD IN OUR MATHS BOOKS. E.G. WRITE THE QUESTION AND SHOW THE WORKING OUT.**

**STEP 4: Submit a picture of your work or your Google Doc into Classwork- Year 4 Maths.**

**LUNCH TIME! FREE TIME & LUNCH**

**Afternoon**

**Read a book for 10 mins**

**SPORT Offline**

**Practice the vertical jump for 1 minute.**

**Ask a partner to throw a ball (high).**

**Use the vertical jump to jump and catch the ball.**

**Play catch with a partner. Use a variety of catching skills. 1 arm, low catch, high catch.**

**Play a game of hot potato catch. Where you can even use the vertical jump to catch a high ball!**



**Online**

**Complete the following activities to improve on your vertical jump and catching skills.**

**FMS Practise: Vertical Jump & Catch**

<https://www.youtube.com/watch?v=ooR3n9-EmWw>

<https://www.youtube.com/watch?v=BGzWFFK5I5s>

<https://www.youtube.com/watch?v=dSzuiB8ghWQ>

**READ AND RELAX ☺**