



# Weekly Literacy and Numeracy Learning

Week 2, Term 2

Sing the [Hello Song](#) together to start the daily learning.

Please spend approximately 10 minutes on each day for the activities below.

	Literacy	Numeracy
<b>Monday</b>	<p><b>Writing:</b> Sign In for Today! Use the link to <a href="#">the Padlet</a> for daily sign in. Click the + on the bottom of the page and support your child to type their name.</p> <p><b>Writing:</b> A is for ANZAC! Use sticks or pencils to form the letter A.</p> 	<p><b>Numbers:</b> Counting 1 to 10 Count how many petals the egg carton poppies have. Count how many egg carton poppies you have made.</p>
<b>Tuesday</b>	<p><b>Writing:</b> M is for Mum! Trace letter M with loose parts. To extend this activity, trace MUM.</p> 	<p><b>Shapes:</b> Make a cookie Use the link to <a href="#">ABCya</a> and make a cookie for Mother's day.</p>

### **What do I want my child to learn?**

My child can understand the life and times of Australia and its people.

My child can engage with a range of texts and gain meaning from these texts.

### **Early Year Learning Framework**

Outcome 2: Children are connected with and contribute to their world.

Outcome 5: Children are effective communicators.

### **How can I support my child's progress?**

Support your child to understand about the traditions and facts about the ANZAC Day by reading the book 'ANZAC Ted'

## **ANZAC Ted**

### **Materials**


Computer/device

### **What to do**

Read ANZAC Ted by Belinda Landsberry on [ANZAC Ted](#)

After reading have a conversation about the ANZAC Ted.

How did he miss his eye and ear? Do you think he is a scary Teddy or a hero? Why do you think so?



### **Ideas to extend the learning**

- Draw your own ANZAC Ted which is torn, missing an eye and ear.
- Design an ANZAC uniform for teddy bear.

**What do I want my child to learn?**

My child can understand the life and times of Australia and its people.

My child can use the creative arts to express ideas and make meaning.

**Early Year Learning Framework**

Outcome 2: Children are connected with and contribute to their world.

Outcome 5: Children are effective communicators.



**How can I support my child's progress?**

Provide opportunities for your child to express their understanding of ANZAC and make meaning by creating poppies for ANZAC Day.

**ANZAC Poppy craft**

**Materials**

Egg carton, paint, chenille sticks (optional)

**What to do**

Cut out the egg carton to each unit. Trim the edges. Cut the cup to make poppy petals. Paint in red. When it is dried paint middle with black or yellow.



We had to get the paints out and made some egg carton poppy wreaths which we put 2 on the front door and the other one just had to go in Daddy's office

Optional; attach the chenille sticks or strings on the back of your poppy. Display it on your door gate.

**Ideas to extend the learning**

- Bake ANZAC biscuits. The recipes are available [HERE](#).



- Make the egg carton poppy into the wreath.



## What do I want my child to learn?

My child can explore different identities and points of view in dramatic play.

My child can develop a sense of belonging to communities by celebrating Mother's day.

## Early Year Learning Framework

Outcome 1: Children have a strong sense of identity.

Outcome 2: Children are connected with and contribute to their world.

## How can I support my child's progress?

Support your child to explore different identities and points of views by participating in dramatic play to celebrate Mother's Day.

## Private Spa for Mother's Day

### Materials

Towel, Hair brush, Nail polish and facial mask

### What to do

Read [The Night Before Mother's Day](#) by Natasha Wing.

Celebrate Mother's day with a private spa session for your mum. Massage her shoulders and feet.

Place facial mask on her face. Paint mum's nail with her favourite colour.



### Ideas to extend the learning

- Have a V.I.P. tea party for mum.
- Sing mum's favourite song for her.



### What do I want my child to learn?

My child can develop a sense of belonging to communities by celebrating Mother's day.

My child can use the creative arts to express ideas and make meaning.

### Early Year Learning Framework

Outcome 2: Children are connected with and contribute to their world.

Outcome 5: Children are effective communicators.

### How can I support my child's progress?

Provide opportunities for your child to express their ideas and emotions towards mum and make meaning by creating Mother's day gift.

## Mother's Day card

### Materials

Paper rolls, scissors, tissue paper.

### What to do

Cut the paper rolls into slice thin. Fold it half to make the love heart. Glue the paper rolls onto a piece of paper. Fill up the love heart with tissue paper.

Write 'I LOVE YOU, MUM' on the card.



### Ideas to extend the learning

- Draw mum as a princess or a superhero.
- Make love heart card for mum.

