




Weekly Literacy and Numeracy Learning

Week 4, Term 2

Sing the [Hello Song](#) together to start the daily learning.

Sign In for Today! Use the link to [the Padlet](#) for daily sign in. Click the + on the bottom of the page and support your child to type their name.

Please spend approximately 10 minutes on each day for the activities below.

	Literacy	Numeracy
Monday	<p>Reading: It's Ramadan Read the book, It's Ramadan, Curious George with your child.</p> <p>Writing: E is for Eid! Use pegs and pop sticks to form the letter E.</p> 	<p>Shape and Colour: Making Eid Cookies</p> <p>Make your own cookies using the provided cookie shapes and icing colours on the ABCya. (Free subscribe on ABCya is available with no limited education games on desktop.)</p>
Tuesday	<p>Reading: The Doorbell Rang Read the book, The Doorbell Rang by Pat Hutchins with your child.</p> <p>Writing: E is for Egg! Cut out the egg shapes with scissors and write letter E. cover the letter with cotton tip or using fingertip painting.</p> 	<p>Sharing: Eid Cookies Sharing Eid cookies between your friends and you. How many cookies can you and your friends have for each?</p> 

What do I want my child to learn?

My child can take increasing responsibility for their own health and physical wellbeing.

My child can develop a range of skills and processes such as problem solving, inquiry, experimentation, hypothesising, researching and investigating.


Early Year Learning Framework

Outcome 3: Children have a strong sense of wellbeing.

Outcome 4: Children are confident and involved learners.

How can I support my child's progress?

Support your child to develop their understanding of space, area, length, heights and 3D shapes while manipulating Lego/blocks to experiment with cause and effect, trials and error.




Lego/Block Mosque

Materials

Legos or blocks

What to do

After reading the book, [It's Ramadan, Curious George](#), explain to your child that Eid al Fitr, or just Eid, is to celebrate the end of Ramadan: the month of fasting and some people go to Mosque to celebrate Eid. **Provide a picture of mosques below or the picture of your local mosque. Have your child build up a mosque with Lego or any toy blocks available at home.**



Ideas to extend the learning

- Make play dough mosque landscape picture.
- Build a paper bag mosque.



What do I want my child to learn?

My child can build connections between home, preschool and the local community by celebrating Eid.

My child can use creative arts or cooking to express ideas and make meaning.



Early Year Learning Framework

Outcome 2: Children are connected with and contribute to their world.

Outcome 5: Children are effective communicators.

How can I support my child's progress?

Support your child to explore the diversity of culture, background and tradition by decorating cookie templates to celebrate Eid.

Design Eid cookies

Materials

Eid cookies template, colour pencils, scissors

What to do

Explain to your child that during the Eid Festival people enjoy having sweet desserts like cookies, chocolates and cakes. **Have your child decorate Eid cookies using the provided templates with their favourite colour and shapes.**







Ideas to extend the learning

- Bake butter cookies in star and crescent shapes with your child and decorate with icing.
- Make rice bubbles treats in star and crescent shapes. The recipes available [HERE](#).



Eid Cookies Worksheet



What do I want my child to learn?

My child can build connections between home, preschool and the local community by celebrating Eid.

My child can use creative arts to express ideas and make meaning.

Early Year Learning Framework

Outcome 2: Children are connected with and contribute to their world.

Outcome 5: Children are effective communicators.

How can I support my child's progress?

Support your child to explore the diversity of culture, background and tradition by creating crescent and star mobile to celebrate Eid.

Crescent and Star mobile

Materials

Paper plates, scissors, glue, glitters, string

What to do


Explain to your child that Eid al Fitr, or just Eid, is to celebrate the end of Ramadan: the month of fasting. Some people celebrate Eid by viewing the new moon, decorating homes, eating special sweet foods and sharing food and money with the poor. Support your child to make the crescent and star mobile with paper plate.

Cut out the paper plate to make a crescent. With the cut-out piece, draw a star shape and cut it out. Put glue on the plate and sprinkle glitters on it. Attach a string on the crescent and the star.



Ideas to extend the learning

- Make stars with paddle pop sticks.
- Crescent and star collage on paper plate.



What do I want my child to learn?

My child can explore aspects of identity through role play.

My child use fine motor skills to cut paper/yarn with scissors.


Early Year Learning Framework

Outcome 1: Children have a strong sense of identity.

Outcome 3: Children have a strong sense of wellbeing.

How can I support my child's progress?

Provide opportunities for your child to engage in role play, Beauty Salon, and manage tools with increasing competence and scissor skills.



Hair Cut

Materials

Markers, scissors, colour paper or yarn

What to do

We are continuing our Beauty Salon activities. Ask your child what hair style she/he would like to have, wavy, zigzag, curly or straight. Draw their desired hair style on colour paper. Have your child safely cut paper or yarn hair just like hair dressers.



Ideas to extend the learning

- If you have hair rolls at home, have your child use them on doll's hair.
- Trace your hands on paper and have your child paint nails with water colour paint.

