

## Weekly Bulletin Week 10

### Zoom Meet Up


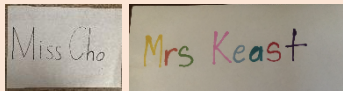



Our Zoom meet up will be on **Thursday 16<sup>th</sup> September at 12pm.**



The link for our zoom is: <https://nsweducation.zoom.us/j/69612411488?pwd=MGt2WnRKMnIxUHQ2RXJaZitLbENnUT09>

Meeting ID: 696 1241 1488 Passcode: **blue**

## Preschool Learning from Home

Term 3	Week 10	Blue Group
--------	---------	------------

	Literacy	Numeracy	Afternoon
<p>Thursday 16<sup>th</sup> September</p> <p><b>Zoom Meet Up at 12pm</b></p>	<p><b>Hello Song</b> Sing along our daily <a href="#">Hello Song.</a></p> <p><b>Mystery Guest Reader</b></p>  <p>Guess who the Mystery Reader is for this week? Don't forget to write your guess on the comment!</p> <p><b>Name Writing &amp; Pencil Grip Check In</b></p>  <p>Encourage your child to write name with pencil or colour pencil. Please take a <b>photo</b> of your child <b>holding pencil to write name.</b></p> <p>Post the photo on your child's journal on Seesaw app today.</p> <p><b>Resources:</b> paper, pencil and your device</p> <p><b>EYLF Learning Outcomes:</b> 5. Children are effective communicators.</p>	<p><b>Counting Check-In</b> <b>Finger counting</b></p>  <p>Encourage your child to finger count from 1 to 20. Go to the Week 10 folder on Seesaw and follow the instructions.</p> <p><b>Counting toys</b></p>  <p>Encourage your child to count any toys from 1 to 20. Go to the Week 10 folder on Seesaw and follow the instructions.</p> <p>Please take <b>videos</b> of your child finger counting and counting toys. Post videos on your child's journal on Seesaw app today.</p> <p><b>Resources:</b> your choice of toys</p> <p><b>EYLF Learning Outcomes:</b> 4. Children are confident and involved learners. 5. Children are effective communicators.</p>	<p><b>Side-Sliding</b> <i>Fundamental Movement Skills</i></p>  <p>Go to the Week 10 folder on Seesaw. Follow the instructions on the <i>Fundamental Movement Skills</i> PDF.</p> <p>If possible, take photos/videos of your child participating in this learning experience and post on your journal on Seesaw app today.</p> <p><b>Resources:</b> your device</p> <p><b>EYLF Learning Outcomes:</b> 3. Children have a strong sense of wellbeing.</p>

<p>Friday 17<sup>th</sup> September</p>	<p><b>Hello Song &amp; Sign In</b> Sing along our daily <a href="#">Hello Song</a> and write your name to sign in.</p> <p><b>My Drawing</b> Encourage your child to draw a picture that they would like on A4 paper and to talk about what they draw. Please take a note your child's narrative about their drawing. <b><u>This drawing will be used for your child's Transition to School Statement.</u></b></p> <p>Please take <b>photos</b> of your child's drawing and your notes. Post the photos on your child's journal on Seesaw app today.</p> <p><b>Resources:</b> paper, pencil and your device</p> <p><b>EYLF Learning Outcomes:</b> 5. Children are effective communicators.</p>	<p><b>Recognising Numbers Check In</b></p>  <p>Encourage your child to read number cards from 1 to 20. Find the Number Cards in Week 10 folder on Seesaw for recognising numbers check in.</p> <p><b>Shape &amp; Colours Check In</b> Encourage your child to identify 2D shapes and colours. Find the Shapes and Colours chart in Week 10 folder on Seesaw.</p> <p>Please take <b>videos</b> of your child telling you what numbers, shapes and colours it is. Post videos on your child's journal on Seesaw app today.</p> <p><b>Resources:</b> number cards, shape and colour chart</p> <p><b>EYLF Learning Outcomes:</b> 4. Children are confident and involved learners. 5. Children are effective communicators.</p>	<p><b>Follow the leader</b></p>  <p>Let's get up to do some dancing and follow the leader in the song <a href="#">Tooty TA</a></p> <p>If possible, take photo or video of your child participating in this learning experience. Post photos on your journal on Seesaw app today.</p> <p><b>Resources:</b> your device</p> <p><b>EYLF Learning Outcomes:</b> 3. Children have a strong sense of wellbeing.</p>
---	---	---	--

<p><b>Relaxation Time (Suggestions)</b></p> <p><b>Rydalmere Public YouTube Channel:</b> <a href="#">The Unwilling Twin by Miss Connelly</a></p> <p><b>Moovlee:</b> <a href="#">Alphabet Yoga A-Z</a></p> <p><b>Class Dojo Mindfulness:</b> Optimism – <a href="#">Fact or Fiction</a></p>	<p><b>Additional Information and Resources</b></p> <p><b>GoNoodle:</b> <a href="#">Can't Stop the Feeling</a></p> <p><b>Kids Music:</b> <a href="#">I can Move My Body Like Anything</a></p> <p><b>Educational Game:</b> <a href="#">Piano Learning</a></p> <p><b>Baby Karaoke:</b> <a href="#">ABC</a></p> <p><b>Online Reading:</b> SciShow Kids - <a href="#">How Do We See Colour?</a></p> <p><b>DET Early Childhood Education:</b> Everyday Routine – <a href="#">Doing Washing</a></p>
---	--

