

## Weekly Bulletin Week 6

### Home Learning on Seesaw CLASS app.

Please find your child's Home Learning Code on seesaw message. Each child has a unique code to access Seesaw Class app. Please sign in as a Student. You can post photos and videos on your journal and respond to learning activities.

### Zoom Trial



We will have Zoom Trial on **Tuesday 17<sup>th</sup> August at 10am** directly after the Book Week Performance. It is a trial session for technical purpose. Your child needs the Department of Education **User ID** and **Password** to come on this Zoom meeting. I will send your child's DoE user ID and Password via Seesaw. I will also send you the guide for How to access Zoom meeting via Seesaw. This trial session will go on for **20 mins**.





The link for our zoom is: <https://nsweducation.zoom.us/j/4246212048?pwd=NE9KaExGRXp3WHVvOEQ5cmNMcVZjZz09>

Meeting ID: 424 621 2048 Passcode: **green**

## Preschool Learning from Home

Term 3	Week 6	Green Group
--------	--------	-------------

	Literacy	Numeracy	Afternoon
Monday 16 <sup>th</sup> August	<p><b>Hello Song &amp; Sign In</b> Sing along our daily <a href="#">Hello Song</a> and write your name to sign in.</p> <p><b>Show and Tell</b> What's your favourite play/toy at home?</p> <p>Tell me: What's your favourite play/toy at home? When do you usually play? Why do you like it?</p> <p>If possible, video record your child's Show and Tell and post the video on your child's journal on Seesaw app today.</p> <p><b>Resources:</b> your device</p> <p><b>EYLF Learning Outcomes:</b> 5. Children are effective communicators.</p>	<p><b>Number Musical Statues</b></p>  <p>Write numbers 1 to 20 on separate pieces of paper and place on the floor around the room. Play some music and dance around the room. When the music stops, someone calls out a number and the child has to stand on it.</p> <p>If possible, take photos of your child participating in this learning experience and post on your child's journal on Seesaw app today.</p> <p><b>Resources:</b> music, number cards/chalk (if you do it outdoor)</p> <p><b>EYLF Learning Outcomes:</b> 4. Children are confident and involved learners. 5. Children are effective communicators.</p>	<p><b>Music with Household Items</b></p>  <p>Make your own musical instrument with household items. You could make drums with pots, shakers with plastic bottles or xylophone with glass jars. Play your instrument and sing your favourite songs!</p> <p>Here I share links for how to make instruments:</p> <ul style="list-style-type: none"> <li>● <a href="#">How to make paper roll Kazoo</a></li> <li>● <a href="#">How to make plastic bottle Shaker</a></li> <li>● <a href="#">How to make Tupperware Drum</a></li> </ul> <p>If possible, take photos/videos of your child participating in this learning experience and post on your journal on Seesaw app today.</p> <p><b>Resources:</b> household items <b>EYLF Learning Outcomes:</b></p>

			<p>4. Children are confident and involved learners. 5. Children are effective communicators.</p>
<p>Tuesday 17<sup>th</sup> August</p> <p><b>Zoom Trial at 10am</b></p>	<p><b>Hello Song &amp; Sign In</b> Sing along our daily <a href="#">Hello Song</a> and write your name to sign in.</p> <p><b>Book Week Performance: 2021 Bigger Better Brighter</b></p>  <p>Follow the instructions below to access the Book Week performance. The show begins at <b>9:15am</b> and is livestreamed.</p> <ul style="list-style-type: none"> <li>Go to the secure web portal <a href="https://performlivestream.com/">https://performlivestream.com/</a></li> <li>On the homepage, enter your password: <b>fm9n9Ry</b></li> <li>Wait on the next screen and your school livestream event will start soon!</li> </ul> <p><b>Resources:</b> your device</p> <p><b>EYLF Learning Outcomes:</b> 5. Children are effective communicators.</p>	<p><b>Colour Hunt</b></p>  <p>Find rainbow colours around your house! Use the Colours Scavenger Hunt list attached below. Maybe check your kitchen, bedroom, balcony or go out for a walk to find rainbow colours.</p> <p>If possible, take photos of your child participating in this learning experience. Post photos on your journal on Seesaw app today.</p> <p><b>Resources:</b> household items</p> <p><b>EYLF Learning Outcomes:</b> 4. Children are confident and involved learners. 5. Children are effective communicators.</p>	<p><b>My Body Makes Music</b></p>  <p>Let's sing and dance <a href="#">My Body Makes Music</a> with Miss Cho! The video will be posted on Learning From Home Week 6 folder on Seesaw Class app.</p> <p><b>Animal Movements</b></p>  <p>Let's learn Animal Movements! Watch the video and tell me which animal movement was your favourite on Seesaw Activity!</p> <p>Please watch the video on <a href="#">How to respond to a Seesaw activity</a>. You can also read the instruction <a href="#">here</a> and select <b>How do students respond to an activity?</b></p> <p><b>Resources:</b> your device</p> <p><b>EYLF Learning Outcomes:</b> 3. Children have a strong sense of wellbeing. 4. Children are confident and involved learners.</p>
<p>Wednesday 18<sup>th</sup> August</p>	<p><b>Hello Song &amp; Sign In</b> Sing along our daily <a href="#">Hello Song</a> and write your name to sign in.</p>	<p><b>Direction Song</b></p>	<p><b>Gardening</b></p>

### Draw your family



Let's draw your family! Support your child to express their ideas via drawing. On your drawing, **show** me:

- What colour of hair/eyes does your mum/dad have?
- Who is the tallest and shortest in your family?
- Can you label mum, dad and other members of your family?

If possible, take photos of your child's drawing and post on your journal on Seesaw app today. You can voice record to explain what you draw when post your work.

**Resource:** paper, colour pencils/markers

#### EYLF Learning Outcomes:

5. Children are effective communicators.



Let's do some singing and dancing to the [Direction Song!](#)

#### Position

##### The position game



Find a chair or a piece of furniture.

Using the positions of

- on,
- next to,
- behind and
- under

have a go at making these and play along with Mrs Keast.

If possible, take photos/videos of your child participating in this learning experience and post on your journal on Seesaw app today.

**Resources:** chair

#### EYLF Learning Outcomes:

3. Children have a strong sense of wellbeing.  
5. Children are effective communicators.



Encourage your child to help you in the gardening; weeding, watering, potting or planting. Discuss with your child how your actions are helping the plants to grow.

Otherwise, go for a walk around your street or to local park and see what plants you can find. Take photos of the plants and research them when you get home.

If possible, take photos of your child participating in this learning experience and post on your journal on Seesaw app today.

**Resources:** gloves, shovel, watering can

#### EYLF Learning Outcomes:

2. Children are connected with and contribute to their world.  
4. Children are confident and involved learners.

### Relaxation Time (Suggestions)

**Guided Yoga:** [Toyo Olympics](#) by Cosmic Kids Yoga  
**Story:** [Giraffes Can't Dance](#) reading aloud by Miss Connelly.

### Additional Information and Resources

**YouTube:** [My Warm Farm](#) by Miss Connelly  
**YouTube:** [Dog Care](#) by Mrs McDonald  
**DET Early Learning** - Resources for families: [Everyday Routine Cards](#)  
**DET Early Learners** - animations for families: [Learning Through Everyday Routines](#)

# Colours

## SCAVENGER HUNT

 Red	 Orange	 Yellow
 Light Green	 Dark Green	 purple
 pink	 Light Blue	 Dark Blue
 Black	 Gold	 Silver
 white	 Brown	Clear