

Weekly Bulletin Week 7

Book Week Zoom Meet Up

It is now officially book week! **On Thursday in our Zoom Meet Up please dress up as your favourite character or bring along your favourite book to talk about.** Please do not buy anything new and use what you have at home. We will also have some book week activities this week.

Our Zoom meet up will be on **Thursday 26th August at 12pm.**




The link for our zoom is: <https://nsweducation.zoom.us/j/69612411488?pwd=MGt2WnRKMnIxUHQ2RXJaZitLbENnUT09>
Meeting ID: 696 1241 1488 Passcode: **blue**

Dancefever School Disco

On Thursday 26th August, we will be participating in a Dancefever whole school disco! The disco will begin at 10:50am, so please make sure you have your recess break earlier to allow enough time. More information about how to access the disco will be posted on Learning From Home Week 7 folder on Seesaw.

Preschool Learning from Home

Term 3	Week 7	Blue Group
--------	--------	------------

	Literacy	Numeracy	Afternoon
<p>Thursday 26th August</p> <p>Zoom Meet Up at 12pm</p>	<p>Hello Song & Sign In Sing along our daily Hello Song and write your name to sign in.</p> <p>Thank You Card</p>  <p>Write a THANK YOU Card to Doctors and Nurses at Westmead hospital. They have been working incredibly hard to fight against COVID-19 for our community. Be creative with your card! Maybe you can draw rainbow, love heart or unicorns!</p> <p>Take a photo of your card (NOT with your child's face on please) and post on your journal. I will collect all the photos and email to Westmead Hospital.</p> <p>Resources: your device, paper, colour pencil</p>	<p>Dancefever School Disco at 10.50am</p> <p>Zoom Meet Up at 12pm Dress up as your favourite book character or bring along your favourite book to talk about. We are celebrating Book Week 2021!</p> <p>Nature Patterns</p>  <p>Go out to your backyard or local park and collect leaves, pine cones, flowers, pebbles and sticks to make simple math patterns.</p> <p>If possible, take photos of your child participating in this learning experience and post on your child's journal on Seesaw app today.</p>	<p>Jumping <i>Fundamental Movement Skills</i></p>  <p>Watch the Video How to Jump from Munch and Move.</p> <p>Go to the Week 7 folder in your Seesaw. Follow the instructions on the <i>Fundamental Movement Skills</i> PDF.</p> <p>If possible, take photos/videos of your child participating in this learning experience and post on your journal on Seesaw app today.</p> <p>Resources: your device</p> <p>EYLF Learning Outcomes: 3. Children have a strong sense of wellbeing.</p>

EYLF Learning Outcomes:
2. Children are connected with and contribute to their world.
5. Children are effective communicators.

Resources: leaves, pine cones, flowers, pebbles or sticks

Pattern Dance on Seesaw Activity



Let's make movement Patterns!


Find Movement Patterns on Seesaw Activity and follow the instructions to make a video showing how you can do each movement pattern. Tap the ✓ to turn in your work.

EYLF Learning Outcomes:
4. Children are confident and involved learners.
5. Children are effective communicators.

Friday 27th August

Hello Song & Sign In
Sing along our daily [Hello Song](#) and write your name to sign in.

We love you, Magoo



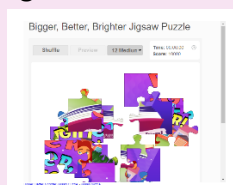
Watch the video [We love you, Magoo.](#)

Draw Your Pet



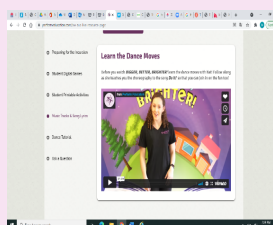
Draw your pet dog, cat or guinea pig. If you don't have a pet, draw an imaginary pet!

Jigsaw Puzzle



Piece together a picture of the **Bigger Better Brighter** performance! [Solve the picture puzzle](#) online.

Learn the Dance Moves



Watch the video [Bigger Better Brighter Dance Tutorial](#) and learn the dance moves with Nat. Follow along as she teaches you the choreography to the song **Do It!**

Puppet making



- Get your favourite book and pick a character out.
- Draw the characters face on paper or cut a picture out of the magazine.
- Glue or sticky tape it to the stick.

Puppet Play



Now it's time to tell us the story using your puppet. Don't forget to make your puppet have a different voice.

	<p>Watch the Art for Kids Hub drawing tutorials to help you to draw your pet:</p> <ul style="list-style-type: none"> • How to draw a puppy • How to draw a cat • How to draw a guinea pig <p>On your drawing, show me:</p> <ul style="list-style-type: none"> • What animal is it? • What colour is your pet? • Can you label your pet's name? <p>If possible, take photos of your child participating in this learning experience and post on your child's journal on Seesaw app today.</p> <p>Resources: paper. Colour pencil, your device</p> <p>EYLF Learning Outcomes: 5. Children are effective communicators.</p>	<p>If possible, take photos of your child participating in this learning experience. Post photos on your journal on Seesaw app today.</p> <p>Resources: your device</p> <p>EYLF Learning Outcomes: 3. Children have a strong sense of wellbeing. 4. Children are confident and involved learners.</p>	<p>Resources: stick, paper or magazine, scissors, pencils, glue or sticky tape</p> <p>EYLF Learning Outcomes: 5. Children are effective communicators.</p>
--	--	---	--

Relaxation Time (Suggestions)	Additional Information and Resources
<p>Rydalmere Public YouTube Channel: Sebastian the Bearded Dragon with Miss Connelly</p> <p>Class Dojo Mindfulness: Mojo's in a Mood</p>	<p>Rydalmere Public YouTube Channel: The Magic Hat by Mrs Zadow Dog Care by Mrs McDonald</p> <p>Responsible Pet: Victor & Victoria's Pet Town</p> <p>DET Early Childhood Education - Information for Parents and Carers: Learning Through Play</p>