

## Weekly Bulletin Week 8

### Zoom Meet Up





Our Zoom meet up will be on **Thursday 2<sup>nd</sup> September at 12pm.**




The link for our zoom is: <https://nsweducation.zoom.us/j/69612411488?pwd=MGt2WnRKMnlxUHQ2RXJaZitLbENnUT09>

Meeting ID: 696 1241 1488 Passcode: **blue**

## Preschool Learning from Home

Term 3	Week 8	Blue Group
--------	--------	------------

	Literacy	Numeracy	Afternoon
<p>Thursday 2<sup>nd</sup> September</p> <p><b>Zoom Meet Up at 12pm</b></p>	<p><b>Hello Song &amp; Sign In</b> Sing along our daily <a href="#">Hello Song</a> and write your name to sign in.</p> <p><b>Mystery Guest Reader: Where is the Green Sheep?</b></p>  <p>Watch video from Mystery Guest Reader in Week 8 folder on Seesaw. Guess Who's going to be our mystery guest!</p> <p><b>Reading with Mum/Dad</b> Parents please record you reading a book to your child. You can choose a book in English or in Home/other languages. Please post the video on your child's journal. We will use this as our Mystery Guest Reader for coming weeks.</p> <p><b>Resources:</b> your device</p> <p><b>EYLF Learning Outcomes:</b> 5. Children are effective communicators.</p>	<p><b>Number Sensory Bag</b></p>  <p>Watch video from Miss Cho on Seesaw to make a number sensory bag. Have your child match number with beans, gumnuts, or any loose parts available at home.</p> <p><b>Count and Match</b></p>  <p>Count and Match (One to One Correspondence)</p> <p>Find Count and Match (One-to-One Correspondence) Activity on Seesaw. Follow instructions and tap the ✓ to turn in your work.</p> <p>If possible, take photos of your child participating in this learning experience and post on your child's journal on Seesaw app today.</p> <p><b>Resources:</b> ziplock bag, water, sharpie, bean/gumnut</p> <p><b>EYLF Learning Outcomes:</b> 4. Children are confident and involved learners.</p>	<p><b>Galloping</b> <i>Fundamental Movement Skills</i></p>  <p>Go to the Week 8 folder on Seesaw. Follow the instructions on the <i>Fundamental Movement Skills</i> PDF.</p> <p>If possible, take photos/videos of your child participating in this learning experience and post on your journal on Seesaw app today.</p> <p><b>Resources:</b> your device</p> <p><b>EYLF Learning Outcomes:</b> 3. Children have a strong sense of wellbeing.</p>

		5. Children are effective communicators.	
Friday 3 <sup>rd</sup> September	<p><b>Hello Song &amp; Sign In</b> Sing along our daily <a href="#">Hello Song</a> and write your name to sign in.</p> <p><b>Three Little Pigs</b></p>  <p>Watch reading video from Mrs Keast in Week 8 folder on Seesaw.</p> <p><b>Draw Story-Retelling</b></p>  <p>After watching the story of Three Little Pigs, draw what the story is about.</p> <p>On your drawing, tell me:</p> <ul style="list-style-type: none"> <li>• Who is on the story? (Characters)</li> <li>• What is the story about?</li> </ul> <p>If possible, take photos/video of your child participating in this learning experience and post on your child's journal on Seesaw app today.</p> <p><b>Resources:</b> paper, colour pencil, your device</p> <p><b>EYLF Learning Outcomes:</b> 5. Children are effective communicators.</p>	<p><b>Colour Sorting</b></p> <p>Colour sorting</p>  <p>Game</p> <p>Spread Lego/ buttons out on the floor. Find a colour and put them altogether in 1 bowl. Get another colour and put them all in another bowl. Keep doing this until all the bowls are filled with each colour.</p> <p>If possible, take photos of your child participating in this learning experience. Post photos on your journal on Seesaw app today.</p> <p><b>Resources:</b> 4 bowls, Lego/buttons</p> <p><b>EYLF Learning Outcomes:</b> 4. Children are confident and involved learners. 5. Children are effective communicators.</p>	<p><b>What is that Noise?</b> Watch <a href="#">video from Mrs Zadow</a> investigating what makes some noise in our school where there is no children because learning is happening at home!</p> <p>After watching the video, post on your journal:</p> <ul style="list-style-type: none"> <li>• What animals did you find?</li> <li>• How many animals did you find in total?</li> <li>• What is your favourite animal you find?</li> </ul> <p>If possible, take photos of your child participating in this learning experience. Post photos on your journal on Seesaw app today.</p> <p><b>Resources:</b> your device</p> <p><b>EYLF Learning Outcomes:</b> 5. Children are effective communicators.</p>

Relaxation Time (Suggestions)	Additional Information and Resources
<p><b>Rydalmere Public YouTube Channel:</b> <a href="#">Norton and the Bear by Miss Connelly</a> <b>Cosmic Kids Yoga:</b> <a href="#">Go on a Safari Adventure</a> <b>Class Dojo Mindfulness:</b> <a href="#">A Bad Mood Storm</a></p>	<p><b>Educational Online Game:</b> <a href="#">ABCYa</a> <b>Online Reading website:</b> Penguin – <a href="#">Let Us Tell You a Story</a> SciShow Kids - <a href="#">The World's Ugliest Animal</a> <b>DET Early Childhood Education:</b> Everyday Routine – <a href="#">Story Time</a></p>

