

## Weekly Bulletin Week 8

### Zoom Meet Up





Our Zoom meet up will be on **Tuesday 31<sup>st</sup> August at 10am.**




The link for our zoom is: <https://nsweducation.zoom.us/j/4246212048?pwd=NE9KaExGRXp3WHVvOEQ5cmNMcvZjZz09>


Meeting ID: 424 621 2048 Passcode: **green**

## Preschool Learning from Home

|        |        |             |
|--------|--------|-------------|
| Term 3 | Week 8 | Green Group |
|--------|--------|-------------|

|                                | Literacy  | Numeracy  | Afternoon   |
|--------------------------------|---|---|---|
| Monday 30 <sup>th</sup> August | <p><b>Hello Song &amp; Sign In</b><br/>Sing along our daily <a href="#">Hello Song</a> and write your name to sign in.</p> <p><b>Mystery Guest Reader:<br/>Where is the Green Sheep?</b></p>  <p>Watch video from Mystery Guest Reader in Week 8 folder on Seesaw. Guess Who's going to be our mystery guest!</p> <p><b>Reading with Mum/Dad</b><br/>Parents please record you reading a book to your child. You can choose a book in English or in Home/other languages. Please post the video on your child's journal. We will use this as our Mystery Guest Reader for coming weeks.</p> <p><b>Resources:</b> your device</p> <p><b>EYLF Learning Outcomes:</b><br/>5. Children are effective communicators.</p> | <p><b>Number Sensory Bag</b></p>  <p>Watch video from Miss Cho on Seesaw to make a number sensory bag. Have your child match number with beans, gumnuts, or any loose parts available at home.</p> <p><b>Count and Match</b></p>  <p>Count and Match (One to One Correspondence)</p> <p>Find Count and Match (One-to-One Correspondence) Activity on Seesaw. Follow instructions and tap the ✓ to turn in your work.</p> <p>If possible, take photos of your child participating in this learning experience and post on your child's journal on Seesaw app today.</p> <p><b>Resources:</b> ziplock bag, water, sharpie, bean/gumnut</p> <p><b>EYLF Learning Outcomes:</b><br/>4. Children are confident and involved learners.</p> | <p><b>Galloping</b><br/><i>Fundamental Movement Skills</i></p>  <p>Go to the Week 8 folder on Seesaw. Follow the instructions on the <i>Fundamental Movement Skills</i> PDF.</p> <p>If possible, take photos/videos of your child participating in this learning experience and post on your journal on Seesaw app today.</p> <p><b>Resources:</b> your device</p> <p><b>EYLF Learning Outcomes:</b><br/>3. Children have a strong sense of wellbeing.</p> |

|  |   |  |   |
|--|---|--|---|
| <p>Tuesday 31<sup>st</sup> August</p> <p><b>Zoom Meet Up at 10am</b></p> | <p><b>Hello Song &amp; Sign In</b><br/>Sing along our daily <a href="#">Hello Song</a> and write your name to sign in.</p> <p><b>Three Little Pigs</b></p>  <p>Watch reading video from Mrs Keast in Week 8 folder on Seesaw.</p> <p><b>Draw Story-Retelling</b></p>  <p>After watching the story of Three Little Pigs, draw what the story is about.</p> <p>On your drawing, tell me:</p> <ul style="list-style-type: none"> <li>• Who is on the story? (Characters)</li> <li>• What is the story about?</li> </ul> <p>If possible, take photos/video of your child participating in this learning experience and post on your child's journal on Seesaw app today.</p> <p><b>Resources:</b> paper, colour pencil, your device</p> <p><b>EYLF Learning Outcomes:</b><br/>5. Children are effective communicators.</p> | <p>5. Children are effective communicators.</p> <p><b>Colour Sorting</b></p> <p>Colour sorting</p>  <p><b>Game</b></p> <p>Spread Lego/ buttons out on the floor. Find a colour and put them altogether in 1 bowl. Get another colour and put them all in another bowl. Keep doing this until all the bowls are filled with each colour.</p> <p>If possible, take photos of your child participating in this learning experience. Post photos on your journal on Seesaw app today.</p> <p><b>Resources:</b> 4 bowls, Lego/buttons</p> <p><b>EYLF Learning Outcomes:</b><br/>4. Children are confident and involved learners.<br/>5. Children are effective communicators.</p> | <p><b>What is that Noise?</b><br/>Watch <a href="#">video from Mrs Zadow</a> investigating what makes some noise in our school where there is no children because learning is happening at home!</p> <p>After watching the video, post on your journal:</p> <ul style="list-style-type: none"> <li>• What animals did you find?</li> <li>• How many animals did you find in total?</li> <li>• What is your favourite animal you find?</li> </ul> <p>If possible, take photos of your child participating in this learning experience. Post photos on your journal on Seesaw app today.</p> <p><b>Resources:</b> your device</p> <p><b>EYLF Learning Outcomes:</b><br/>4. Children are confident and involved learners.<br/>5. Children are effective communicators.</p> |
| <p>Wednesday 1<sup>st</sup> September</p>                                | <p><b><u>Catch up Morning</u></b></p> <p>Catch up on any work you haven't completed for the week. If you have finished your work, have a look at the Relaxation Time and Additional Information and</p>   | <p><b>Free Play Time</b></p> <p>Spend Wednesday mid-session for free play.</p> <p><b>FREE, Unstructured PLAY</b> is play which is NOT directed</p>   | <p><b>Story Time</b></p>  |

|  |   |   |   |
|--|---|---|---|
|  | <p>Resources on the bottom of Weekly Timetable where you can choose what you would like to do OR you can engage in your own home creative play!</p> <p>If there are any activities on your sibling's online learning activities you would like to do feel free to pick and choose! :)</p> | <p><b>by</b> adults but <b>children</b>. Play provides opportunities for children to learn as they <b>discover, create, improve and imagine!</b> (EYLF, page 15) <b>Parents</b> could help setting up play environment such as Lego, building materials or dress ups. Ask a simple question to your child <i>"What do you want to play?"</i></p> <p>If possible, take photos/videos of your child directing their own play and post on your journal on Seesaw app this week.</p> <p><b>EYLF Learning Outcomes:</b></p> <ol style="list-style-type: none"> <li>1. Children have a strong sense of identity.</li> <li>4. Children are confident and involved learners.</li> </ol> |  <p>Read a story to your child at bed time or throughout the day. Ask them to find relevant pictures in the book as you read, to predict what is going to happen next in the story and recall what happened after it finishes.</p> <p>Point to the words as you read and if your child knows the story well, they might like to read it to you.</p> <p>If possible, take photos of your child participating in this learning experience and post on your journal on Seesaw app today.</p> <p><b>Resources:</b> your choice of a book</p> <p><b>EYLF Learning Outcomes:</b></p> <ol style="list-style-type: none"> <li>5. Children are effective communicators.</li> </ol> |
|--|---|---|---|

|   |  |
|---|--|
| <b>Relaxation Time (Suggestions)</b>  | <b>Additional Information and Resources</b>  |
| <p><b>Rydalmere Public YouTube Channel:</b><br/> <a href="#">Norton and the Bear by Miss Connelly</a><br/> <b>Cosmic Kids Yoga:</b> <a href="#">Go on a Safari Adventure</a><br/> <b>Class Dojo Mindfulness:</b> <a href="#">A Bad Mood Storm</a></p> | <p><b>Educational Online Game:</b> <a href="#">ABCYa</a><br/> <b>Online Reading website:</b><br/> Penguin – <a href="#">Let Us Tell You a Story</a><br/> SciShow Kids - <a href="#">The World's Ugliest Animal</a><br/> <b>DET Early Childhood Education:</b><br/> Transition To School - <a href="#">Getting Ready for Primary School</a></p> |