




Weekly Bulletin Week 9




Virtual Zoo Lesson

On **Friday 10th September**, we will be participating in Virtual Taronga Zoo lesson! The lesson will begin at **11:30am**, so please make sure you have your morning tea break earlier to allow enough time. More information about how to access the lesson will be posted on Learning From Home Week 9 folder on Seesaw.

Preschool Learning from Home

Term 3	Week 9	Blue Group
--------	--------	------------

	Literacy	Numeracy	Afternoon
Thursday 9 th September	<p>Hello Song & Sign In Sing along our daily Hello Song and write your name to sign in.</p> <p>Making a Telephone Put a hole in the bottom of 2 paper cups. Thread one end of the string through each hole, putting a knot on each end. Put one cup on your ear and the other on your mouth. Start talking and listening to the way your voice sounds.</p> <p>If possible, take photos of your child participating in this learning experience and post on your child's journal on Seesaw app today.</p> <p>Resources: 2 paper cups, 1 piece of string</p> <p>Zoo Animal Labelling</p>  <p style="font-size: small;">Zoo Animal Labelling (with audio support)</p> <p>Go to Activities on Seesaw and complete Zoo Animal Labelling Activity. Follow instructions and tap the ✓ to turn in your work.</p> <p>EYLF Learning Outcomes: 4. Children are confident and involved learners.</p>	<p>Whose Poo Is Whose?</p>  <p>Watch the video, Whose Poo is Whose?</p> <p>Complete Whose Poo is Whose worksheet on Week 9 folder. Use the photos and the clues to help you match the correct poo to the animal that owns it!</p> <p>The answers will be shared at 3pm.</p> <p>If possible, take photos of your child participating in this learning experience and post on your child's journal on Seesaw app today.</p> <p>Resources: your device</p> <p>EYLF Learning Outcomes: 2. Children are connected with and contribute to their world. 4. Children are confident and involved learners.</p>	<p>Overarm Throwing <i>Fundamental Movement Skills</i></p>  <p>Go to the Week 9 folder on Seesaw. Follow the instructions on the <i>Fundamental Movement Skills</i> PDF.</p> <p>If possible, take photos/videos of your child participating in this learning experience and post on your journal on Seesaw app today.</p> <p>Resources: your device</p> <p>EYLF Learning Outcomes: 3. Children have a strong sense of wellbeing.</p>

	5. Children are effective communicators.		
<p>Friday 10th September</p> <p>Virtual Zoo Lesson at 11.30am</p>	<p>Hello Song & Sign In Sing along our daily Hello Song and write your name to sign in.</p> <p>Baby Echidna Keeper Talk Watch the Video from Freya, the baby Echidna's Keeper.</p> <p>Draw Baby Echidna</p>  <p>Draw baby echidna. You can watch the drawing tutorial, How to draw Echidna.</p> <p>The baby Echidna hasn't got her name yet. Can you name the baby Echidna?</p> <p>If possible, take photos/video of your child participating in this learning experience and post on your child's journal on Seesaw app today.</p> <p>Resources: paper, colour pencil, your device</p> <p>EYLF Learning Outcomes: 5. Children are effective communicators.</p>	<p>Guess Who at the Zoo - Body Covering</p>  <p>Join the Virtual Taronga Zoo Lockdown Lesson on Friday 10th September at 11.30am.</p> <p>The link to the virtual lesson will be shared on Learning From Home Week 9 folder on Seesaw.</p> <p>If possible, take photos of your child participating in this learning experience. Post photos on your journal on Seesaw app today.</p> <p>Resources: your device</p> <p>EYLF Learning Outcomes: 4. Children are confident and involved learners. 5. Children are effective communicators.</p>	<p>Take 3 for the Sea</p>  <p>Meet Andrew, the green sea turtle, and read his story.</p> <p>What action can we take to save animals? Let's take a challenge for Litter Free Oceans and Rivers.</p> <p>Go out to your local park for exercise and take 3 items of litter and put them in rubbish bin. Please use gloves or tongs to pick up litter.</p> <p>If possible, take photos of your child participating in this learning experience. Post photos on your journal on Seesaw app today.</p> <p>Resources: gloves or tongs, your device</p> <p>EYLF Learning Outcomes: 2. Children are connected with and contribute to their world. 4. Children are confident and involved learners.</p>

Relaxation Time (Suggestions)	Additional Information and Resources
<p>Rydalmere Public YouTube Channel: No! Never! by Miss Connelly</p> <p>Cosmic Kids Yoga: Yoga with Goats</p> <p>Class Dojo Mindfulness: What can you control?</p>	<p>Taronga Zoo: Animal Live Cams</p> <p>Taronga TV- Lion Introductions Inside a Giraffe's Bedroom</p> <p>Latest Shows- Seals for the Wild Free Flight Birds</p> <p>Monterey Bay Aquarium, US: Animals Live Cams</p> <p>Online Reading website: SciShow Kids - Animal Guessing Game</p> <p>DET Early Childhood Education:</p>

