




Weekly Bulletin Week 9





Virtual Zoo Lesson

On **Tuesday 7th September**, we will be participating in Virtual Taronga Zoo lesson! The lesson will begin at **11:30am**, so please make sure you have your morning tea break earlier to allow enough time. More information about how to access the lesson will be posted on Learning From Home Week 9 folder on Seesaw.

Preschool Learning from Home

Term 3	Week 9	Green Group
--------	--------	-------------

	Literacy	Numeracy	Afternoon
Monday 6 th September	<p>Hello Song & Sign In Sing along our daily Hello Song and write your name to sign in.</p> <p>Making a Telephone Put a hole in the bottom of 2 paper cups. Thread one end of the string through each hole, putting a knot on each end. Put one cup on your ear and the other on your mouth. Start talking and listening to the way your voice sounds.</p> <p>If possible, take photos of your child participating in this learning experience and post on your child's journal on Seesaw app today.</p> <p>Resources: 2 paper cups, 1 piece of string</p> <p>Zoo Animal Labelling</p>  <p style="font-size: small;">Zoo Animal Labelling (with audio support)</p> <p>Go to Activities on Seesaw and complete Zoo Animal Labelling Activity. Follow instructions and tap the ✓ to turn in your work.</p> <p>EYLF Learning Outcomes: 4. Children are confident and involved learners.</p>	<p>Whose Poo is Whose?</p>  <p>Watch the video, Whose Poo is Whose?</p> <p>Complete Whose Poo is Whose worksheet on Week 9 folder. Use the photos and the clues to help you match the correct poo to the animal that owns it!</p> <p>The answers will be shared at 3pm.</p> <p>If possible, take photos of your child participating in this learning experience and post on your child's journal on Seesaw app today.</p> <p>Resources: your device</p> <p>EYLF Learning Outcomes: 2. Children are connected with and contribute to their world. 4. Children are confident and involved learners.</p>	<p>Overarm Throwing <i>Fundamental Movement Skills</i></p>  <p>Go to the Week 9 folder on Seesaw. Follow the instructions on the <i>Fundamental Movement Skills</i> PDF.</p> <p>If possible, take photos/videos of your child participating in this learning experience and post on your journal on Seesaw app today.</p> <p>Resources: your device</p> <p>EYLF Learning Outcomes: 3. Children have a strong sense of wellbeing.</p>

	<p>5. Children are effective communicators.</p>		
<p>Tuesday 7th September</p> <p>Virtual Zoo Lesson at 11.30am</p>	<p>Hello Song & Sign In Sing along our daily Hello Song and write your name to sign in.</p> <p>Baby Echidna Keeper Talk Watch the Video from Freya, the baby Echidna's Keeper.</p> <p>Draw Baby Echidna</p>  <p>Draw baby echidna. You can watch the drawing tutorial, How to draw Echidna.</p> <p>The baby Echidna hasn't got her name yet. Can you name the baby Echidna?</p> <p>If possible, take photos/video of your child participating in this learning experience and post on your child's journal on Seesaw app today.</p> <p>Resources: paper, colour pencil, your device</p> <p>EYLF Learning Outcomes: 5. Children are effective communicators.</p>	<p>Guess Who at the Zoo - What's that Sound?</p>  <p>Join Virtual Taronga Zoo Lockdown Lesson on Tuesday 7th September at 11.30am.</p> <p>The link to the virtual lesson will be shared on Learning From Home Week 9 folder on Seesaw.</p> <p>If possible, take photos of your child participating in this learning experience. Post photos on your journal on Seesaw app today.</p> <p>Resources: your device</p> <p>EYLF Learning Outcomes: 4. Children are confident and involved learners. 5. Children are effective communicators.</p>	<p>Take 3 for the Sea</p>  <p>Meet Andrew, the green sea turtle, and read his story.</p> <p>What action can we take to save animals? Let's take a challenge for Litter Free Oceans and Rivers.</p> <p>Go out to your local park for exercise and take 3 items of litter and put them in rubbish bin. Please use gloves or tongs to pick up litter.</p> <p>If possible, take photos of your child participating in this learning experience. Post photos on your journal on Seesaw app today.</p> <p>Resources: gloves or tongs, your device</p> <p>EYLF Learning Outcomes: 2. Children are connected with and contribute to their world. 4. Children are confident and involved learners.</p>
<p>Wednesday 8th September</p>	<p><u>Catch up Morning</u></p> <p>Catch up on any work you haven't completed for the week. If you have finished your work, have a look at the Relaxation Time and Additional Information and Resources on the bottom of Weekly Timetable where you can choose what you would like to do OR you can engage in your own home creative play!</p> <p>If there are any activities on your sibling's online learning</p>	<p>Free Play Time</p> <p>Spend Wednesday mid-session for free play.</p> <p>FREE, Unstructured PLAY is play which is NOT directed by adults but children. Play provides opportunities for children to learn as they discover, create, improve and imagine! (EYLF, page 15) Parents could help setting up play environment such as Lego, building materials or dress ups. Ask a simple</p>	<p>Cooking</p>  <p>Ask your child to help add the ingredients to the meal and introduce measurement terms where possible. Ask your child to collect the number of ingredients needed, for example,</p>

	<p>activities you would like to do feel free to pick and choose! :)</p>	<p>question to your child “<i>What do you want to play?</i>”</p> <p>If possible, take photos/videos of your child directing their own play and post on your journal on Seesaw app this week.</p> <p>EYLF Learning Outcomes:</p> <p>1. Children have a strong sense of identity.</p> <p>4. Children are confident and involved learners.</p>	<p>two carrots.</p> <p>Talk about where the fresh produce comes from. If you have a vegetable or herb garden involve your child in picking the fruit, vegetables and herbs that you will use for cooking.</p> <p>If possible, take photos of your child participating in this learning experience and post on your journal on Seesaw app today.</p> <p>Resources: your choice of cooking</p> <p>EYLF Learning Outcomes:</p> <p>1. Children have a strong sense of identity.</p> <p>2. Children are connected with and contribute to their world.</p>
--	---	--	--

Relaxation Time (Suggestions)	Additional Information and Resources
<p>Rydalmere Public YouTube Channel: No! Never! by Miss Connelly Cosmic Kids Yoga: Yoga with Goats Class Dojo Mindfulness: What can you control?</p>	<p>Taronga Zoo: Animal Live Cams Taronga TV- Lion Introductions Inside a Giraffe’s Bedroom Latest Shows- Seals for the Wild Free Flight Birds Monterey Bay Aquarium, US: Animals Live Cams Online Reading website: SciShow Kids - Animal Guessing Game</p>