

Weekly Bulletin Week 2

Zoom Meet Up





Our Zoom meet up will be on **Tuesday 12th October at 10am.**



The link for our zoom is: <https://nsweducation.zoom.us/j/4246212048?pwd=NE9KaExGRXp3WHVvOEQ5cmNMcVZjZz09>

Meeting ID: 424 621 2048 Passcode: **green**

Preschool Learning from Home

Term 4	Week 2	Green Group
--------	--------	-------------

	Literacy	Numeracy	Afternoon
Monday 11 th October	<p>Hello Song & Sign In Sing along our daily Hello Song and write your name to sign in.</p> <p>Mystery Guest Reader</p>  <p>Guess who the Mystery Reader is for this week? Don't forget to write your guess on the comment!</p> <p>Letter Writing with shaving cream</p>  <p>Jolly Phonic Letter h Spread some shaving cream or hand soap onto a table. Start to write the letter 'h' in the shaving cream/foam hand soap.</p> <p>Please take photo/video of your child participating in this learning experience. Post it on your child's journal on Seesaw app today.</p> <p>Resources: shaving cream or foam hand soap EYLF Learning Outcomes:</p>	<p>Writing numbers 1 to 10 on paper</p>  <p>Counting 1 to 10 Number Song Get a piece of paper and write the number 1 – 10 on it. With your scissors cut them out and stick around the room.</p> <p>Please take photo/video of your child participating in this learning experience. Post it on your child's journal on Seesaw app today.</p> <p>Resources: paper, colour pencil</p> <p>EYLF Learning Outcomes: 4. Children are confident and involved learners. 5. Children are effective communicators.</p>	<p>Kicking <i>Fundamental Movement Skills</i></p>  <p>Go to the Week 2 Term 4 folder on Seesaw. Follow the instructions on the <i>Fundamental Movement Skills</i> PDF.</p> <p>Please take photo/video of your child participating in this learning experience. Post it on your child's journal on Seesaw app today.</p> <p>Resources: your device</p> <p>EYLF Learning Outcomes: 3. Children have a strong sense of wellbeing.</p>

<p>Tuesday 12th October</p> <p><u>Zoom Meet Up at 10 am</u></p>	<p>5. Children are effective communicators.</p> <p>Hello Song & Sign In Sing along our daily Hello Song and write your name to sign in.</p> <p>Bushland Treasure Go to the Week 2 Term 4 folder on Seesaw. Follow the instructions on Bushland Treasure.</p> <p>Resources: natural materials.</p> <p>EYLF Learning Outcomes: 5. Children are effective communicators.</p>	<p>More, Less and the Same Go to the Week 2 Term 4 folder on Seesaw. Follow the instructions on More, Less and the Same.</p> <p>Resources: any small objects from home.</p> <p>EYLF Learning Outcomes: 4. Children are confident and involved learners. 5. Children are effective communicators.</p>	<p>Transition To School</p>  <p>Getting Ready Return to Preschool Watch our Preschool video for virtual visit to our indoor and outdoor learning environments.</p> <p>Watch our Preschool video to check what you need to pack for preschool.</p> <p>Meet your educators again before you come back to Preschool</p> <ul style="list-style-type: none"> • Mrs Zadow, the Principal • Mrs Martelli, the Assistant Principal • and your Preschool educators. <p>EYLF Learning Outcomes: 1. Children have a strong sense of identity. 2. Children are connected with and contribute to their world.</p>
<p>Wednesday 13th October</p>	<p><u>Catch up Morning</u></p> <p>Catch up on any work you haven't completed for the week. If you have finished your work, have a look at the Relaxation Time and Additional Information and Resources on the bottom of Weekly Timetable where you can choose what you would like to do OR you can engage in your own home creative play!</p> <p>If there are any activities on your sibling's online learning activities you would like to do feel free to pick and choose! :)</p>	<p>Free Play Time</p> <p>Spend Wednesday mid-session for free play.</p> <p>FREE, Unstructured PLAY is play which is NOT directed by adults but children. Play provides opportunities for children to learn as they discover, create, improve and imagine! (EYLF, page 15) Parents could help setting up play environment such as Lego, building materials or dress ups. Ask a simple question to your child <i>"What do you want to play?"</i></p>	<p>Getting Dressed</p>  <p>Encourage your child to put their own clothes on, helping them where needed.</p> <p>Allow your child to have a go at doing their own buttons or doing up a zipper.</p> <p>Decide together what else we need to do to get ready, for example, brush our teeth,</p>

		<p>Please take photos/videos of your child directing their own play and post it on your child's journal on Seesaw app today</p> <p>EYLF Learning Outcomes:</p> <ol style="list-style-type: none"> 1. Children have a strong sense of identity. 4. Children are confident and involved learners. 	<p>brush our hair and wash our face and hands.</p> <p>Please take photo/video of your child participating in this learning experience. Post it on your child's journal on Seesaw app today.</p> <p>Resources: your choice of clothes</p> <p>EYLF Learning Outcomes:</p> <ol style="list-style-type: none"> 1. Children have a strong sense of identity. 2. Children are connected with and contribute to their world.
--	--	--	---

Relaxation Time (Suggestions)	Additional Information and Resources
<p>Online Reading: The Rainbow Fish</p> <p>Yoga: Pedro the Penguin</p> <p>Mindfulness: Melting</p>	<p>Transition to School: Online Reading- Lola goes to school!</p> <p>Movement: Zumba for kids - I like to move it</p> <p>Science: Easy science experiments</p> <p>Resource for parents:</p> <p>Starting school checklist and tips</p> <p>Helping kids manage their screen time</p>